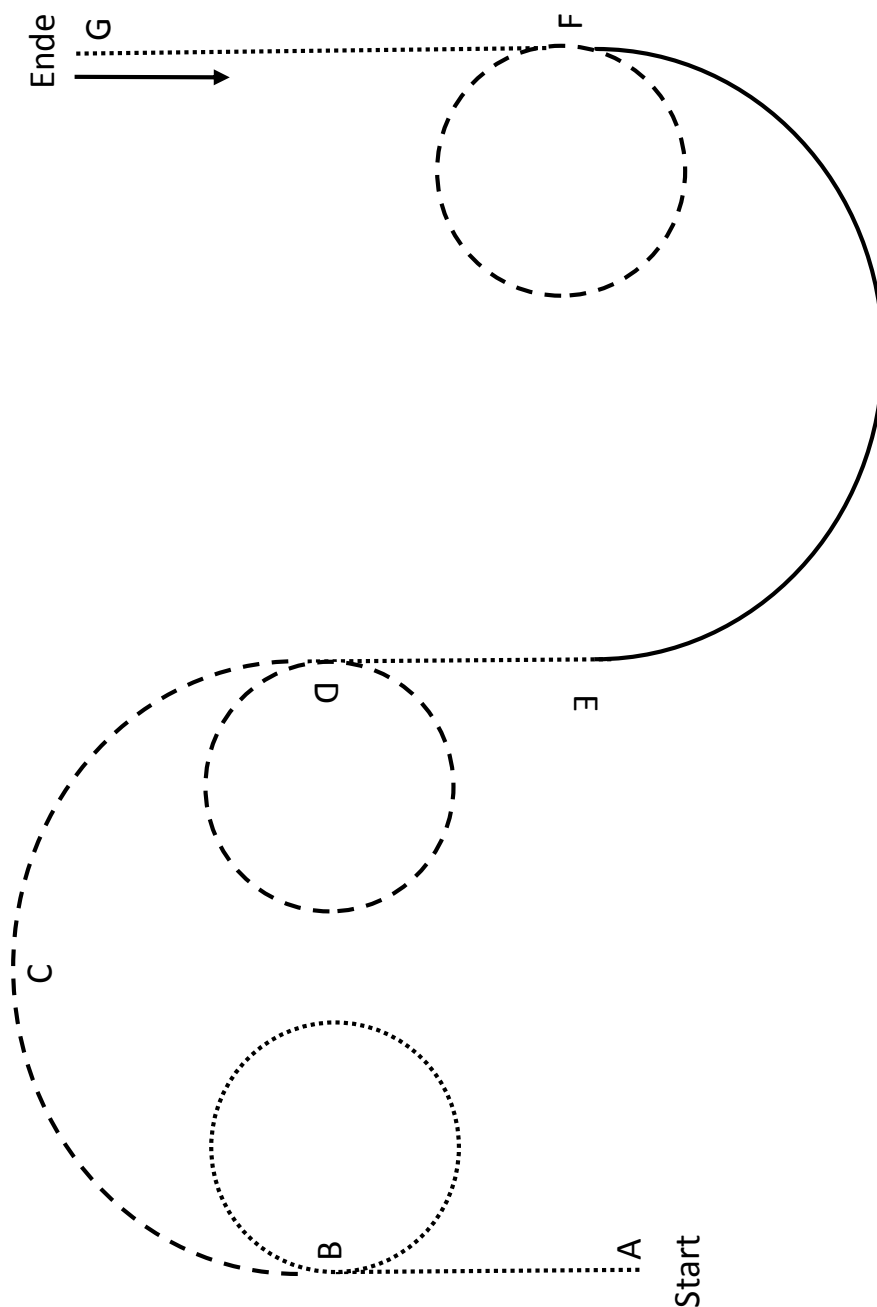




# Any Horse Any Rider Horsemanship



- A Be ready at the first cone
- A – B Walk from cone A to cone B and a small circle round B to the right
- B – C – D Jog from cone B, round cone C to cone D
- D Jog a small to the right
- D – E Walk from cone D to cone E
- E – F Lope half a big circle to cone F on the left lead
- F Jog a small circle to the left
- F – G Walk from cone E to cone F
- G Stopp and back up one horselength

## Legend:

Jog: - - - - -

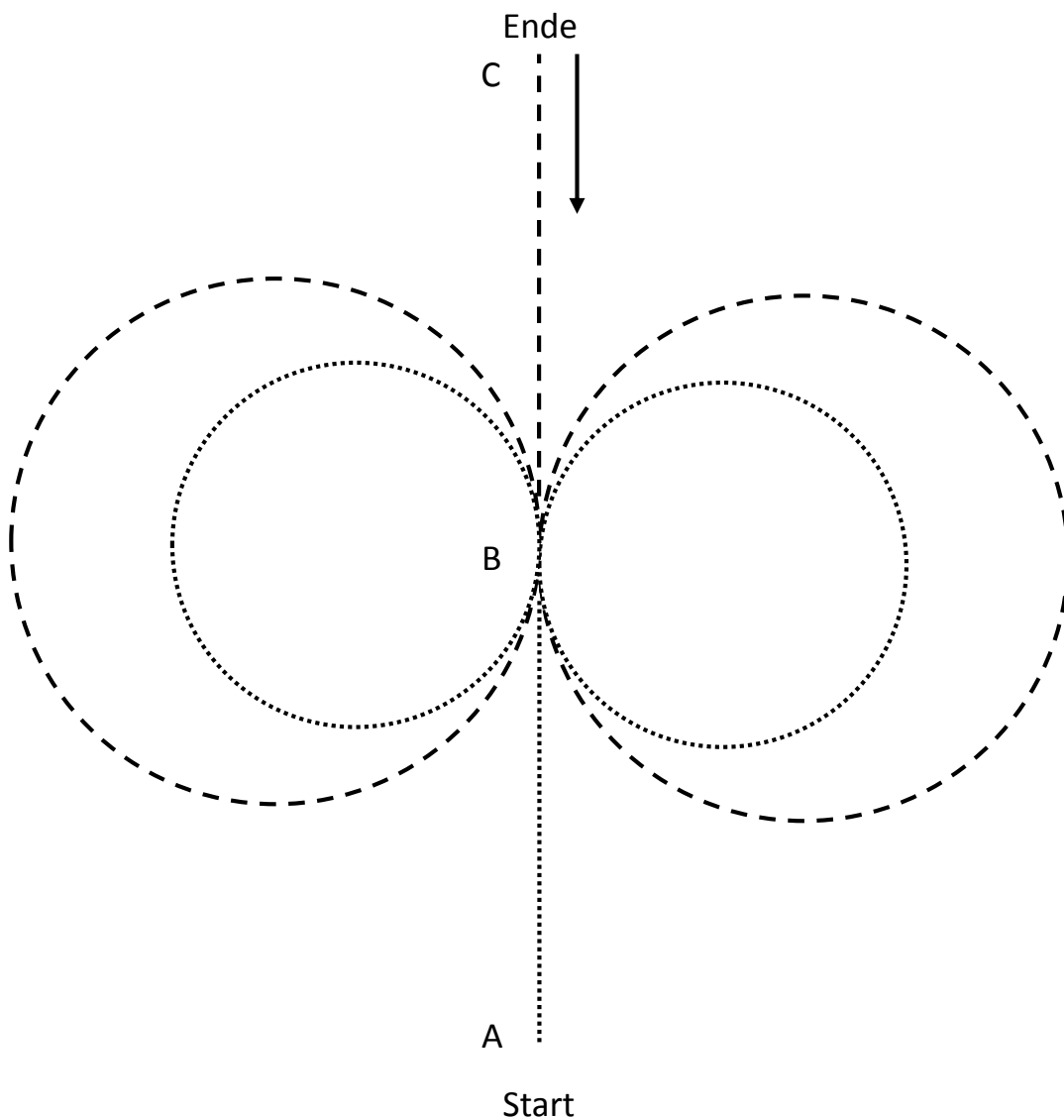
Walk: .....

Lope: \_\_\_\_\_

Back up: ←

Marker: A, B, C, D, E, F, G

# Walk / Trott Horsemanship



- |       |                                  |
|-------|----------------------------------|
| A     | Be ready at the first cone       |
| A – B | Walk from cone A to cone B       |
| B     | Trott a big circle to the right  |
| B     | Walk a small circle to the right |
| B     | Walk a small circle to the left  |
| B     | Trott a big circle to the left   |
| B – C | Trott from cone B to cone C      |
| C     | Stopp and back up 5 steps        |

## Legend:

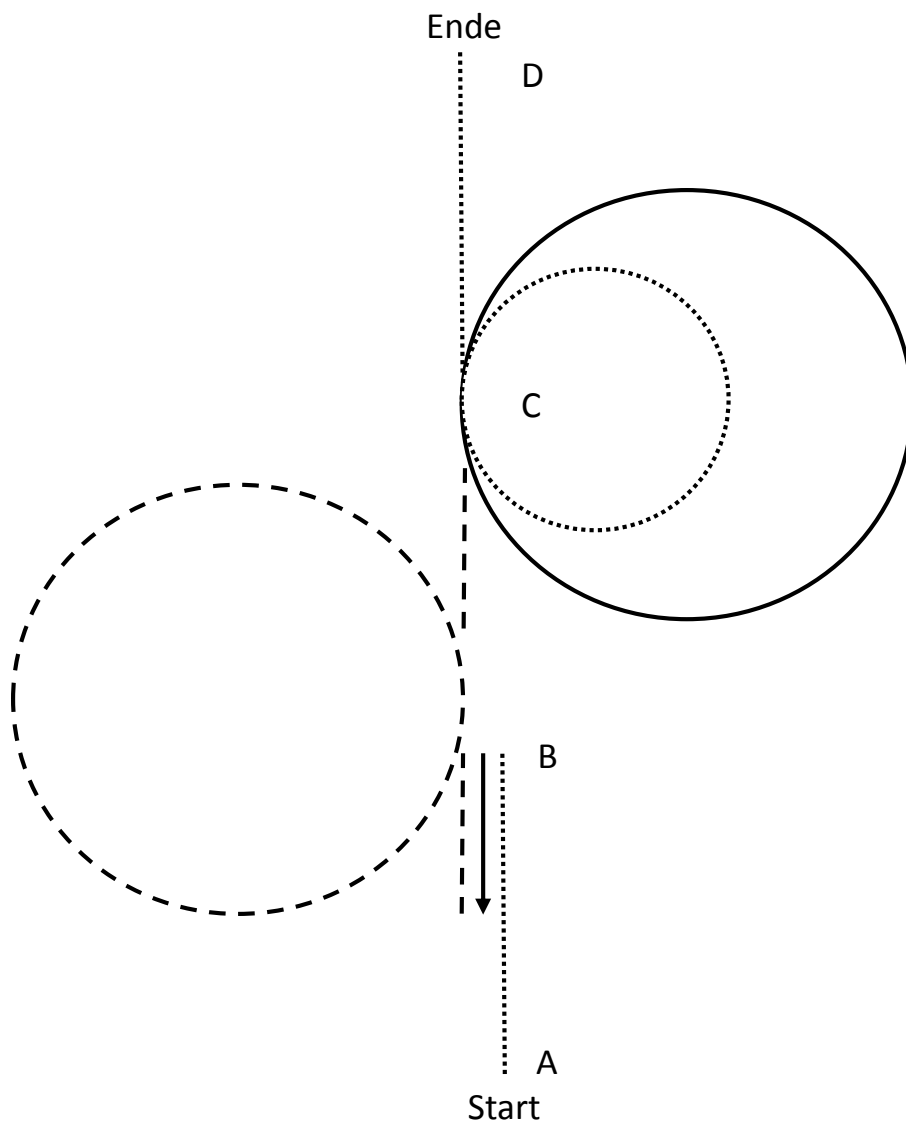
Trott: - - - - -

Walk: .....

Back up: ←

Marker: A, B, C, D

# VWB Einsteiger Horsemanship



- A Be ready at the first cone
- A – B Walk from cone A to cone B
- B Back up one horselength
- B Jog a big circle to the left
- B – C Jog from cone B to cone C
- C Lope a big circle to the right on the right lead
- C Walk a small circle to the right
- C – D Walk from cone C to cone D
- D Stopp

## Legend:

Jog: - - - - -

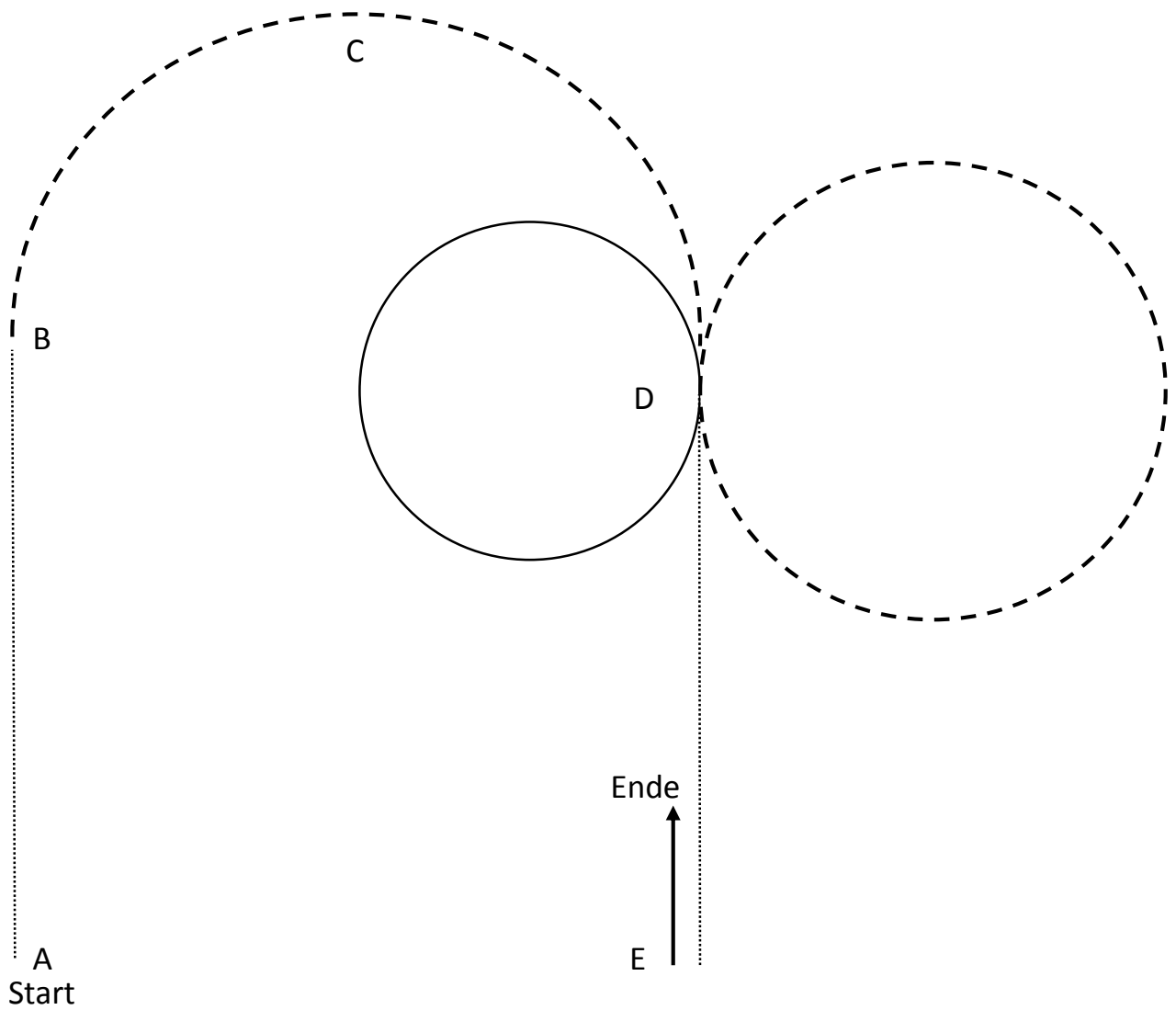
Walk: .....

Lope: \_\_\_\_\_

Back up: ← \_\_\_\_\_

Marker: A, B, C, D

# VWB Jugend Horsemanship



- A Be ready at the first cone
- A – B Walk from cone A to cone B
- B – C – D Jog from cone B, round cone C to cone D
- D Lope a small slow circle to the right on the right lead
- D Jog a big circle to the left
- D – E Walk from cone D to cone E
- E Stopp and back up one horselength

## Legend:

Jog: - - - - -

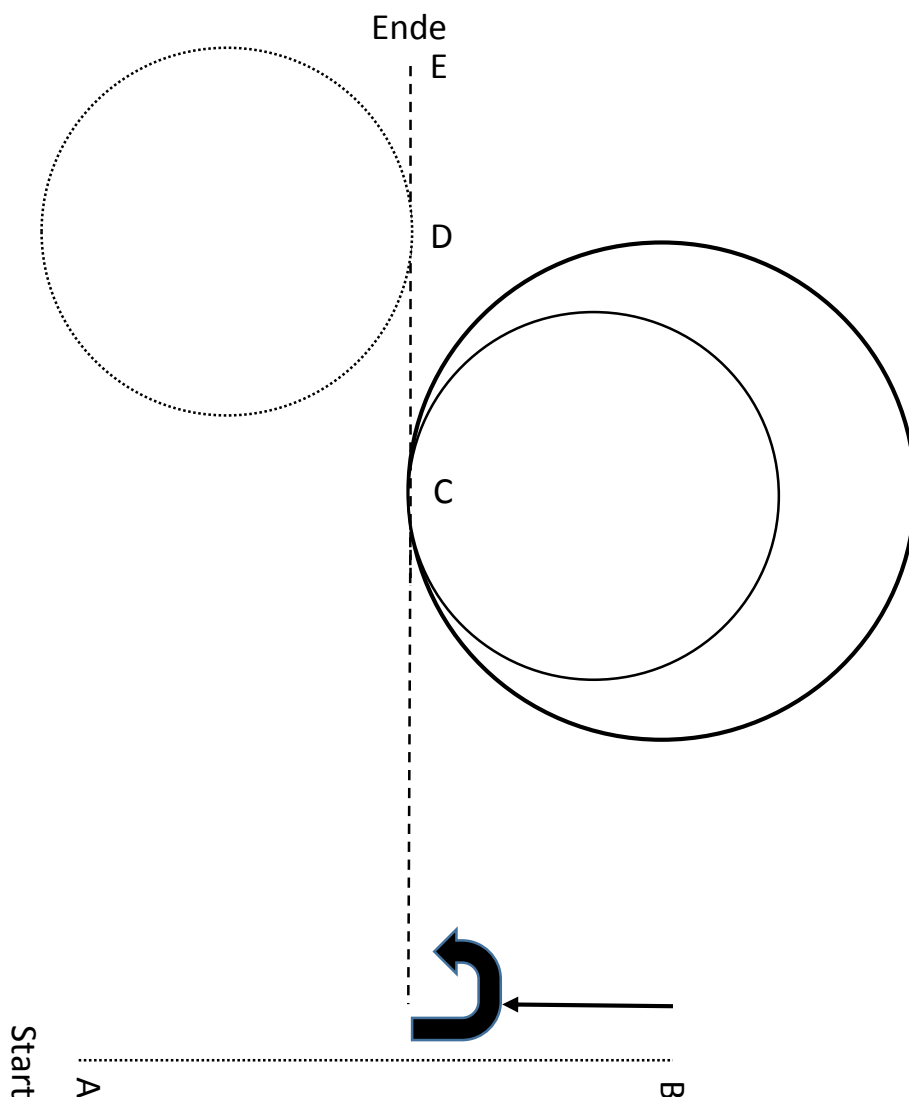
Walk: .....

Lope: \_\_\_\_\_

Back up: ← \_\_\_\_\_

Marker: A, B, C, D, E

# VWB Amateur Horsemanship



- A Be ready at the first cone
- A – B Walk from cone A to cone B
- B Back up one horselength and perform a 90° turn to the left
- to C Jog to cone C
- C Lope a fast and big circle to the right
- C Lope a small and slow circle to the right
- C – D Jog from cone C to cone D
- D Walk a small circle to the left
- D – E Jog from cone D to cone E
- E Stopp


## Legend:

Jog: - - - - -

Lope: \_\_\_\_\_

Back up: ←

Walk: ·········

Turn: 

Marker: A, B, C, D, E

# PATTERNÜBERSICHT

21. Thierhauptener Westernturnier am 22. und 23. Juli 2017

## Reining

VWB Reining Jugend	AQHA Pattern 6
VWB Reining Einsteiger	AQHA Pattern 6
VWB Reining Amateur	AQHA Pattern 4
Any Horse Any Rider Reining	AQHA Pattern 5
Trophy Reining Open	AQHA Pattern 8

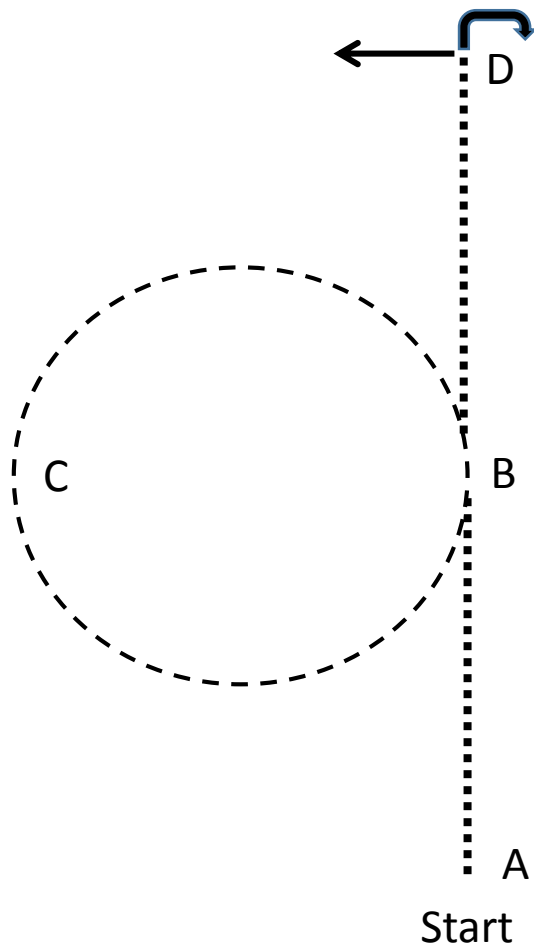
## Jungpferde

Jungpferde Basis	VWB Pattern 2
Jungpferde Reining	VWB Pattern 2
Jungpferde Trail	VWB Pattern 2

## Ranch Riding

Amateur Ranch Riding	AQHA Pattern 4
Trophy Ranch Riding Open	AQHA Pattern 3

# Any Horse Any Rider Showmanship



- A Be ready at the first cone A
- A-B Walk from cone A to cone B
- B-C-B Trot a circle round cone C
- B Stopp at cone B and set up
- B-C Walk from cone B to cone C
- D Stopp past cone D and perform a 90° turn to the right
- D Back up one horse length

Legend:

Trot: - - - - -

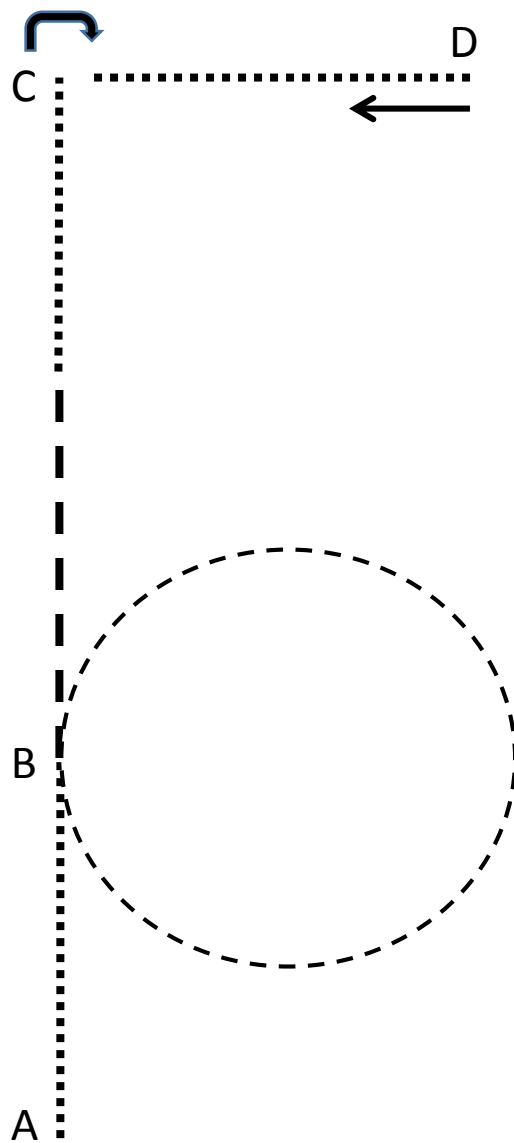
Walk: .....

Back up: ←

Marker: A, B, C, D



# VWB Einsteiger Showmanship



- A Be ready at the first cone A
- A – B Walk from cone A to cone B
- B Trot a small circle to the right
- B – C Trot halfway to C; Walk to cone C
- C Perform a 90° turn to the right, stop and set up
- C – D Walk from cone C to cone D
- D Back up one horse length

Legend:

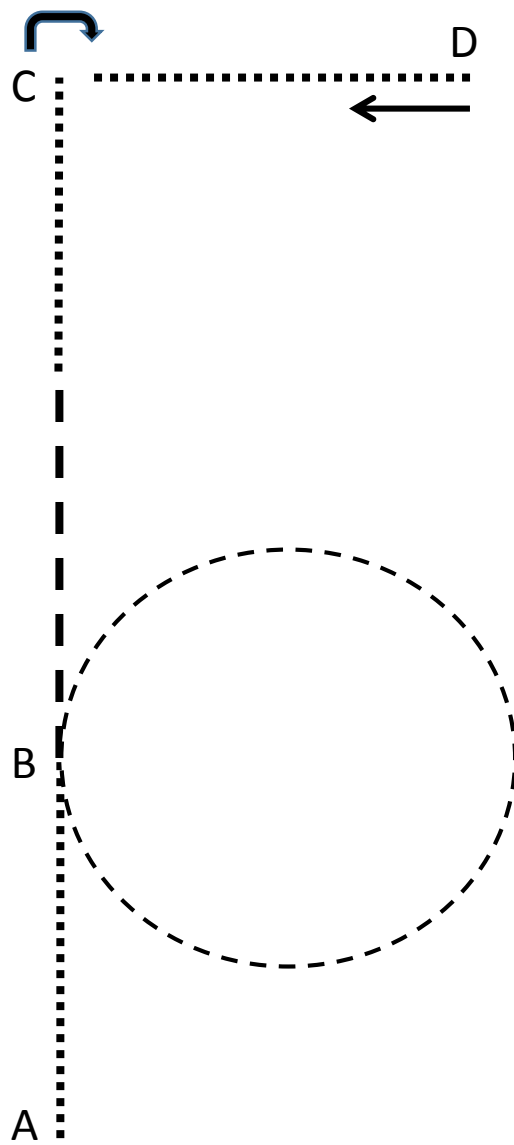
Trot: - - - - -

Walk: .....

Back up: ←

Marker: A, B, C, D

# VWB Jugend Showmanship



- A Be ready at the first cone A
- A – B Walk from cone A to cone B
- B Trot a small circle to the right
- B – C Trot halfway to C; Walk to cone C
- C Perform a 90° turn to the right
- C – D Walk from cone C to cone D, stop and set up
- D Back up one horse length

Legend:

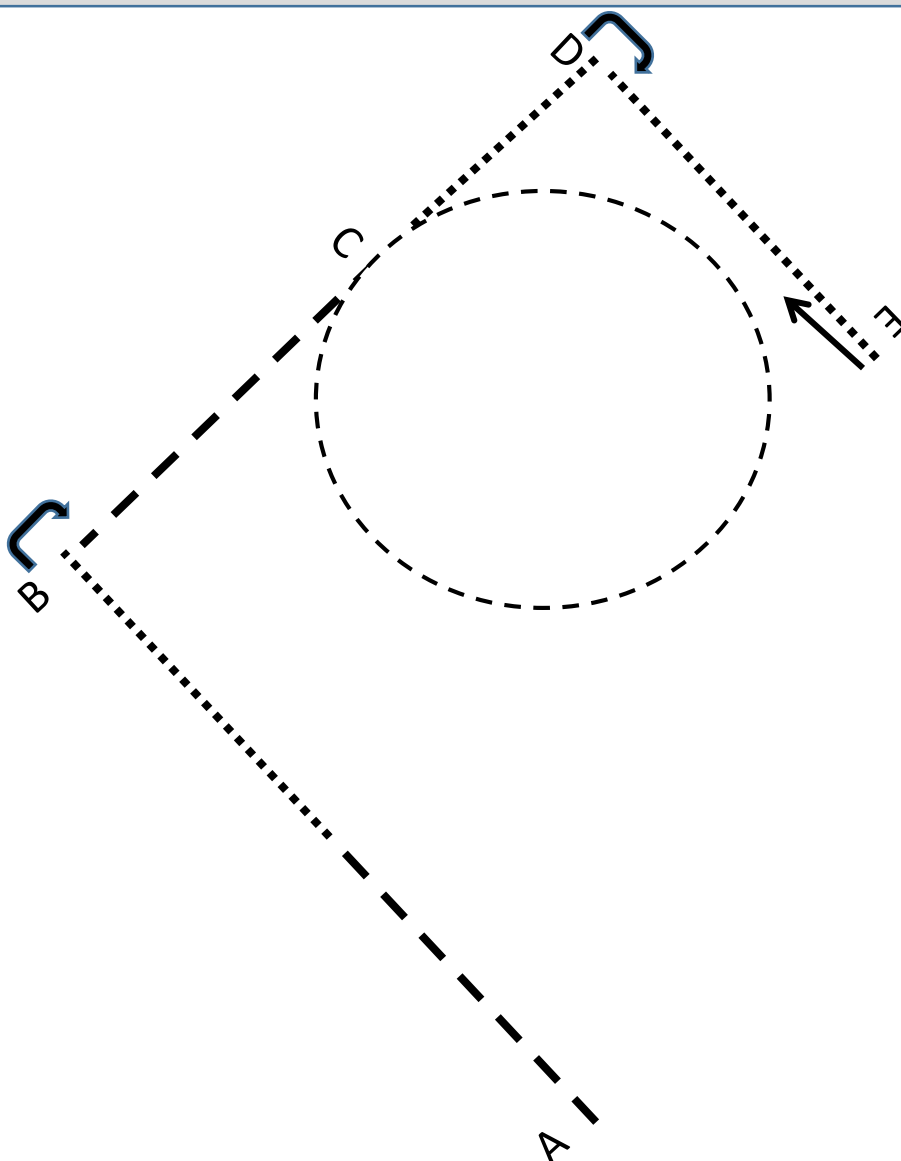
Trot: - - - - -

Walk: .....

Back up: ←

Marker: A, B, C, D

# VWB Amateur Showmanship



- A Be ready at the first cone A
- A – B Trot halfway to cone C and set up
- A – B Walk to cone C
- B Perform a 90° turn to the right
- B – C Trot to cone C
- C Trot a small circle to the right
- C – D Walk from cone C to cone D
- D Perform a 90° turn to the right
- D – E Walk to cone E, stop and back up one horse length

## Legend:

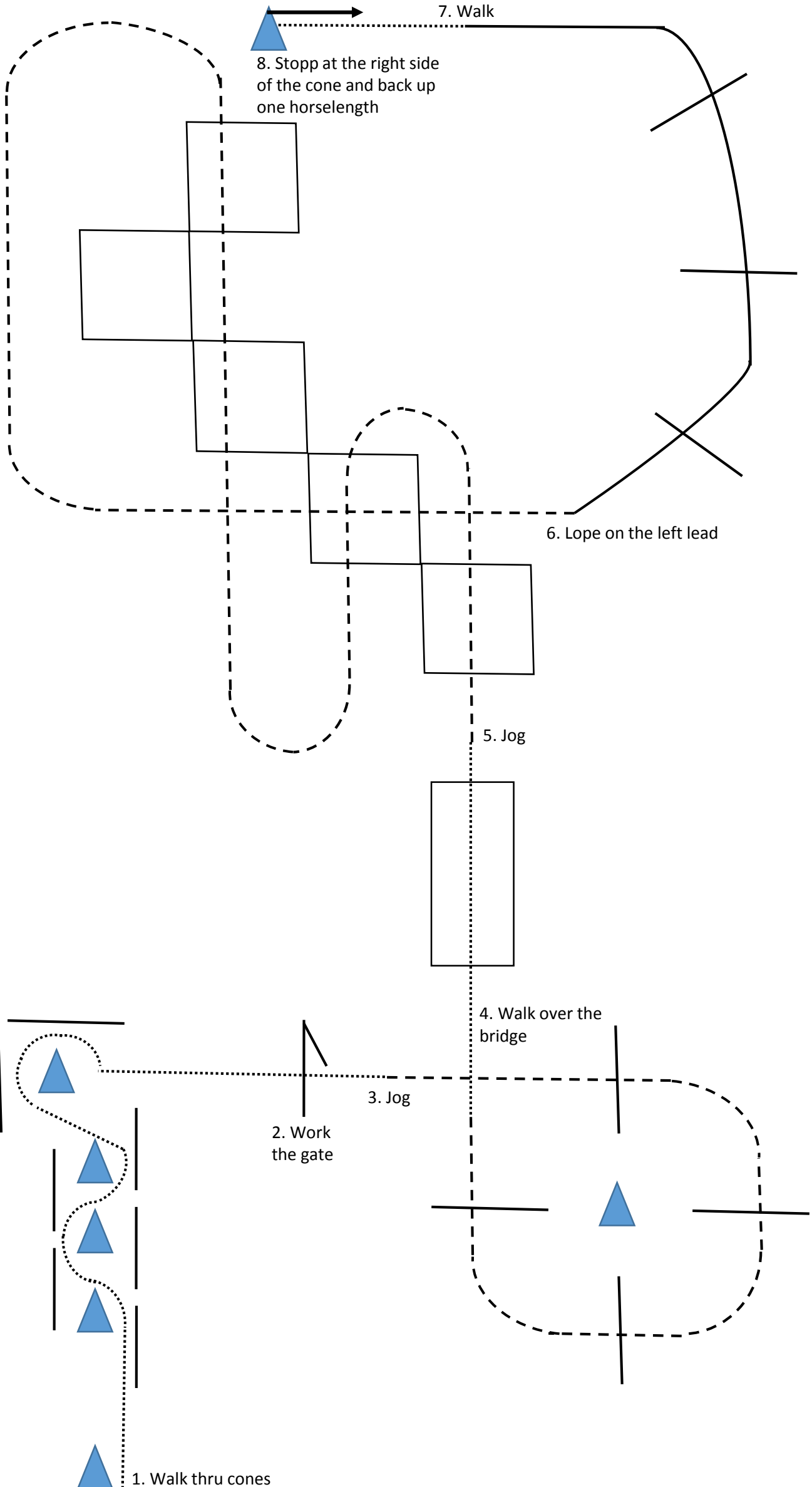
Trot: - - - - -

Walk: .....

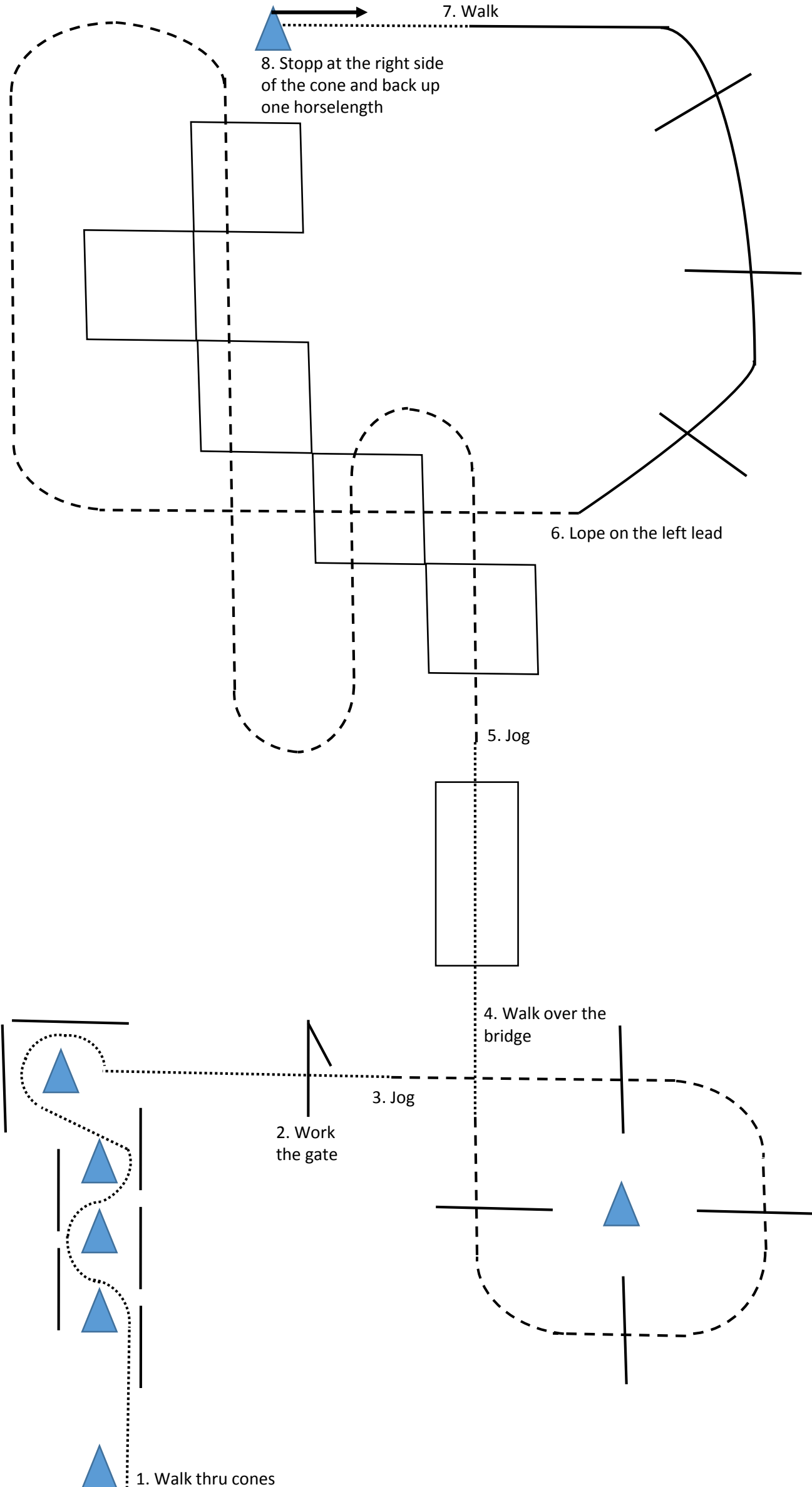
Back up: ←

Marker: A, B, C, D, E

# VWB Einsteiger Trail



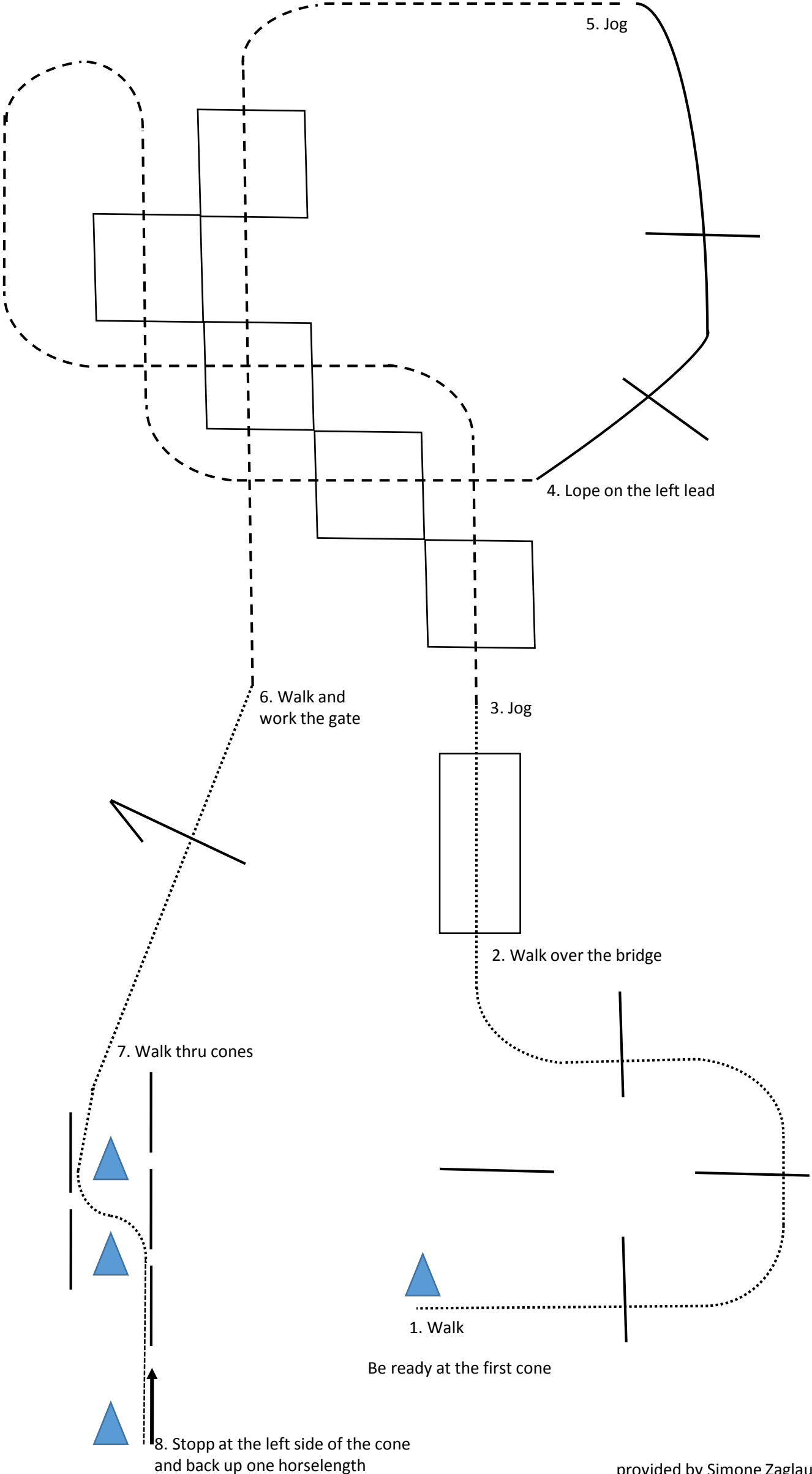
# VWB Jugend Trail



Be ready at the first cone

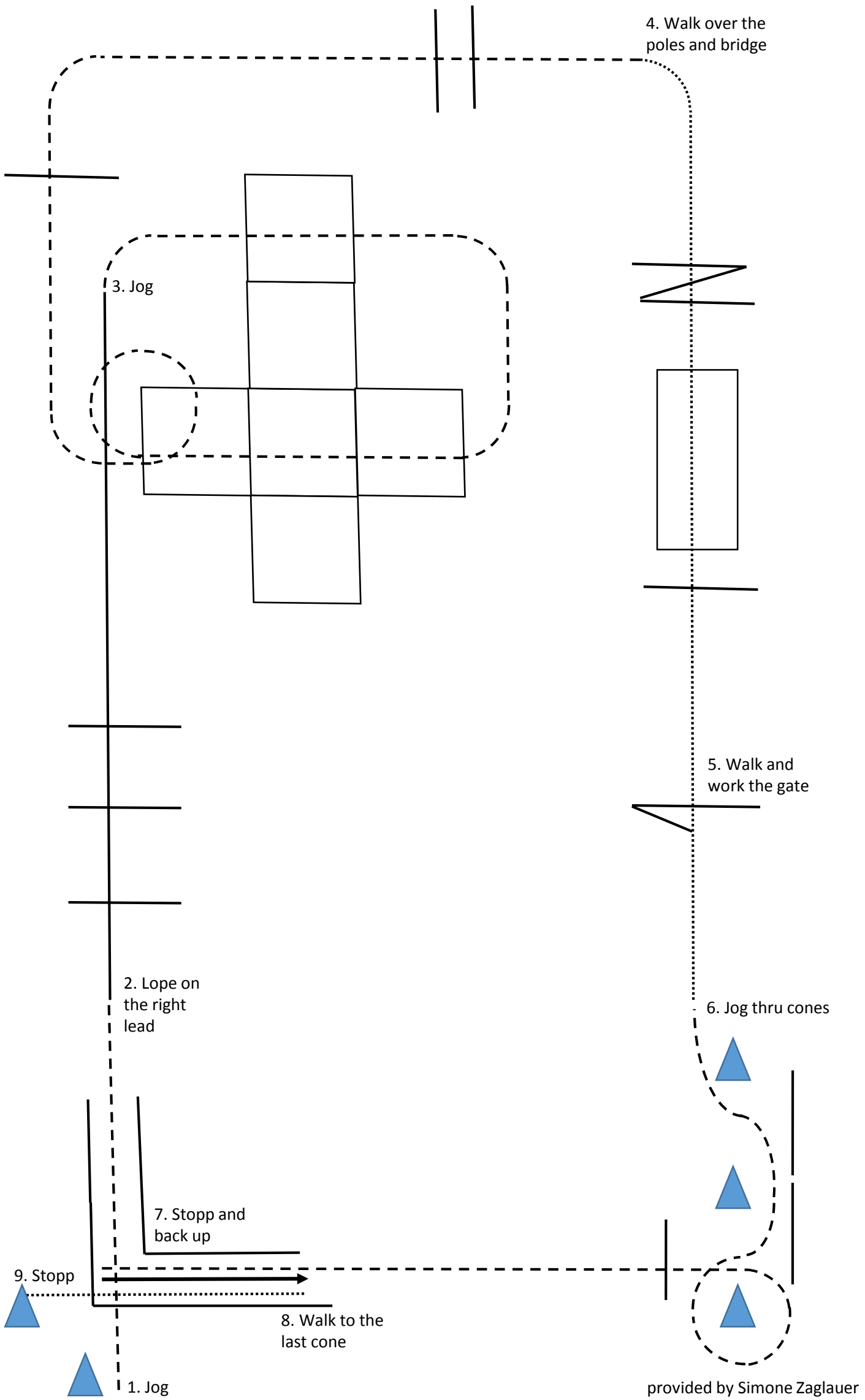
provided by Simone Zaglauer

# VWB Any Horse Any Rider Trail



Be ready at the first cone

# VWB Amateur Trail



provided by Simone Zaglauer

# Trophy Open Trail

