

# **Indian Summer Show Kreuth 2017**

## **Patternbook**



# Patternbook

## Reining

8347	VWB	Novice Jugend Reining	VWB-Pattern	5
8348	VWB	Jugend Reining	VWB-Pattern	4
9340	VWB	Einsteiger Reining	VWB-Pattern	6
7340	VWB	Amateur Reining	VWB-Pattern	8
6340	VWB	Offen Reining	VWB-Pattern	6
1341	AQHA	Open Junior Reining	AQHA-Pattern	5
1342	AQHA	Open Senior Reining	AQHA-Pattern	1
1347	AQHA	Green Reining	AQHA-Pattern	12
2340	AQHA	Amateur Reining	AQHA-Pattern	5
3340	AQHA	Novice Amateur Reining	AQHA-Pattern	13
4340	AQHA	Youth Reining	AQHA-Pattern	6
N1100	NRHA	Open Trophy	NRHA-Pattern	9
N1700	NRHA	Novice Horse Open	NRHA-Pattern	8
N1400	NRHA	Non Pro Trophy	NRHA-Pattern	11
N1500	NRHA	Intermediate Non Pro	NRHA-Pattern	2

## Western Combination

6600	VWB	Offen Western Combination	VWB-Pattern	2
------	-----	---------------------------	-------------	---

## Ranch Riding

6430	VWB	Offen Ranch Riding	VWB-Pattern	4
7430	VWB	Amateur Ranch Riding	VWB-Pattern	3
8430	VWB	Jugend Ranch Riding	VWB-Pattern	3
9430	VWB	Einsteiger Ranch Riding	VWB-Pattern	1
1430	AQHA	Open Ranch Riding	AQHA-Pattern	2
2430	AQHA	Amateur Ranch Riding	AQHA-Pattern	5

## Western Riding

6360	VWB	Offen Western Riding	VWB-Pattern	3
7360	VWB	Amateur Western Riding	VWB-Pattern	1
1360	AQHA	Open Western Riding	AQHA-Pattern	2
1363	AQHA	Green Western Riding	Green-Pattern	2
2360	AQHA	Amateur Western Riding	AQHA-Pattern	4

## Jungpferde

6840	VWB	Jungpferde-Reining	VWB-Pattern	2
6880	VWB	Jungpferde-Trail	VWB-Pattern	2
6890	VWB	Jungpferde-Basis	VWB-Pattern	2

# Patternbook

## Trail

1380	AQHA	Open Trail All Ages	Seite	8
1383	AQHA	Green Trail	Seite	4
2380	AQHA	Amateur Trail	Seite	7
3380	AQHA	Novice Amateur Trail	Seite	4
5380	AQHA	Rookie Trail	Seite	9
4380	AQHA	Youth Trail	Seite	10
6380	VWB	Offen Trail	Seite	12
7380	VWB	Amateur Trail	Seite	11
9380	VWB	Einsteiger Trail	Seite	13
8387	VWB	Novice Jugend	Seite	13
8388	VWB	Jugend	Seite	10
5555	VWB	Extravaganza Trail	Seite	6
9980	VWB	Walk-Trot Trail	Seite	14
6810	VWB	Trail In Hand	Seite	15
6390	VWB	Ranch Trail	Seite	5

## Showmanship

8127	VWB	Showmanship Novice Jugend	Seite	16
8128	VWB	Showmanship Jugend	Seite	16
9120	VWB	Showmanship Einsteiger	Seite	16
7120	VWB	Showmanship Amateur	Seite	17
6120	VWB	Showmanship Offen	Seite	17
4120	AQHA	Showmanship Youth	Seite	18
3120	AQHA	Showmanship Novice Amateur	Seite	18
2120	AQHA	Showmanship Amateur	Seite	18

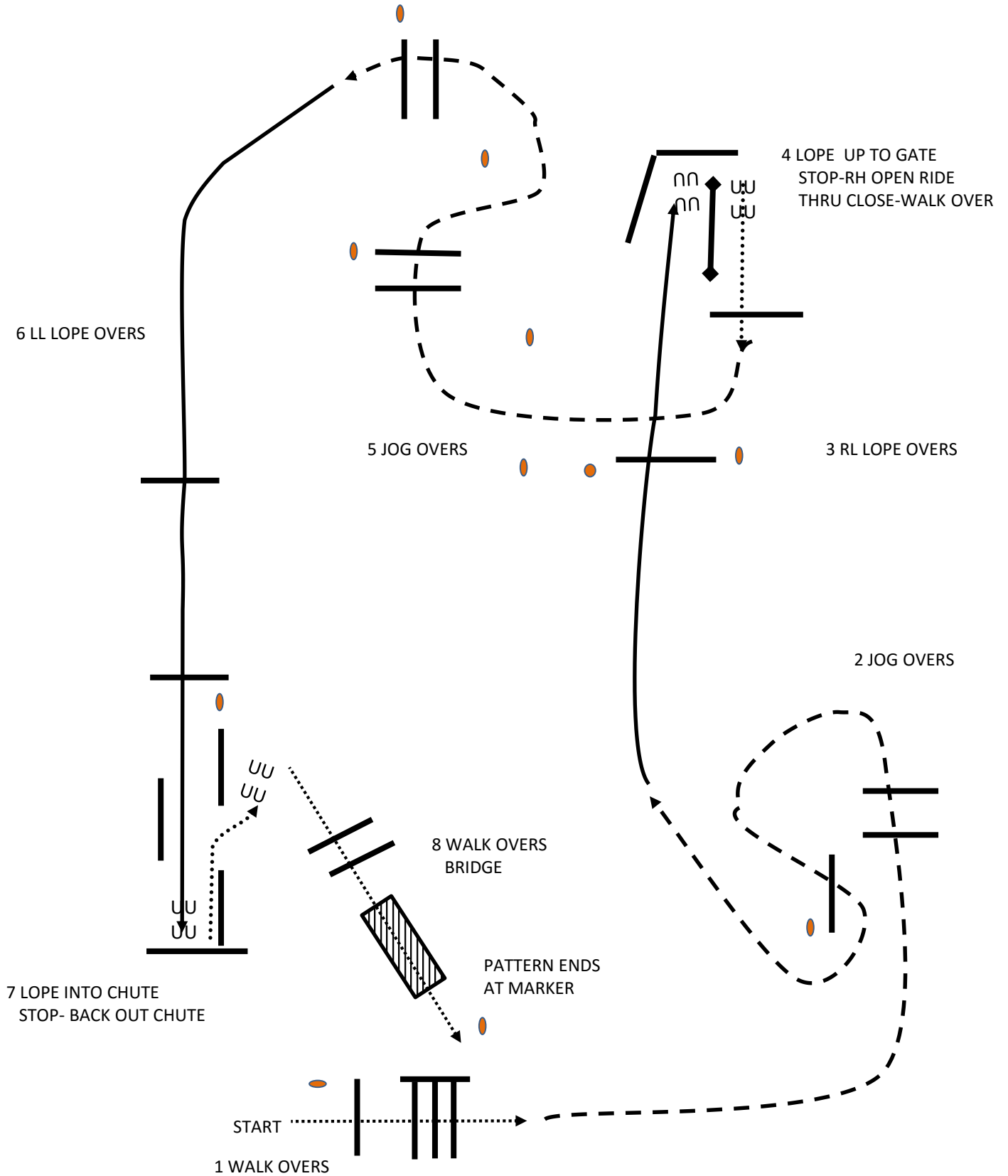
## Horsemanship

8407	VWB	Horsemanship Novice Jugend	Seite	19
8408	VWB	Horsemanship Jugend	Seite	19
9400	VWB	Horsemanship Einsteiger	Seite	19
7400	VWB	Horsemanship Amateur	Seite	20
9940	VWB	Horsemanship Walk-Trot	Seite	20
4400	AQHA	Horsemanship Youth	Seite	21
5400	AQHA	Horsemanship Rookie	Seite	19
3400	AQHA	Horsemanship Novice Amateur	Seite	21
2400	AQHA	Horsemanship Amateur	Seite	21

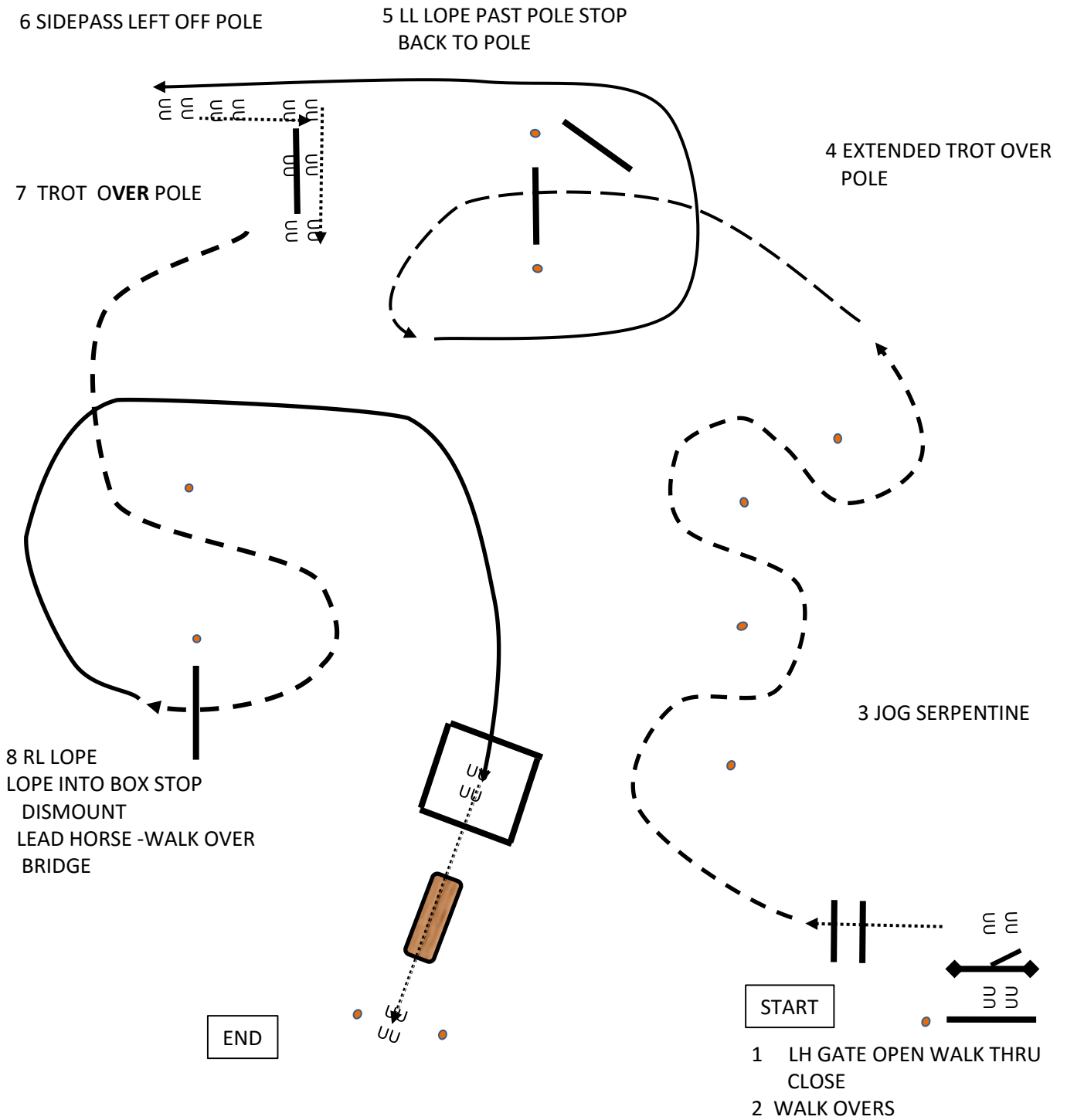
## Hunt Seat Equitation

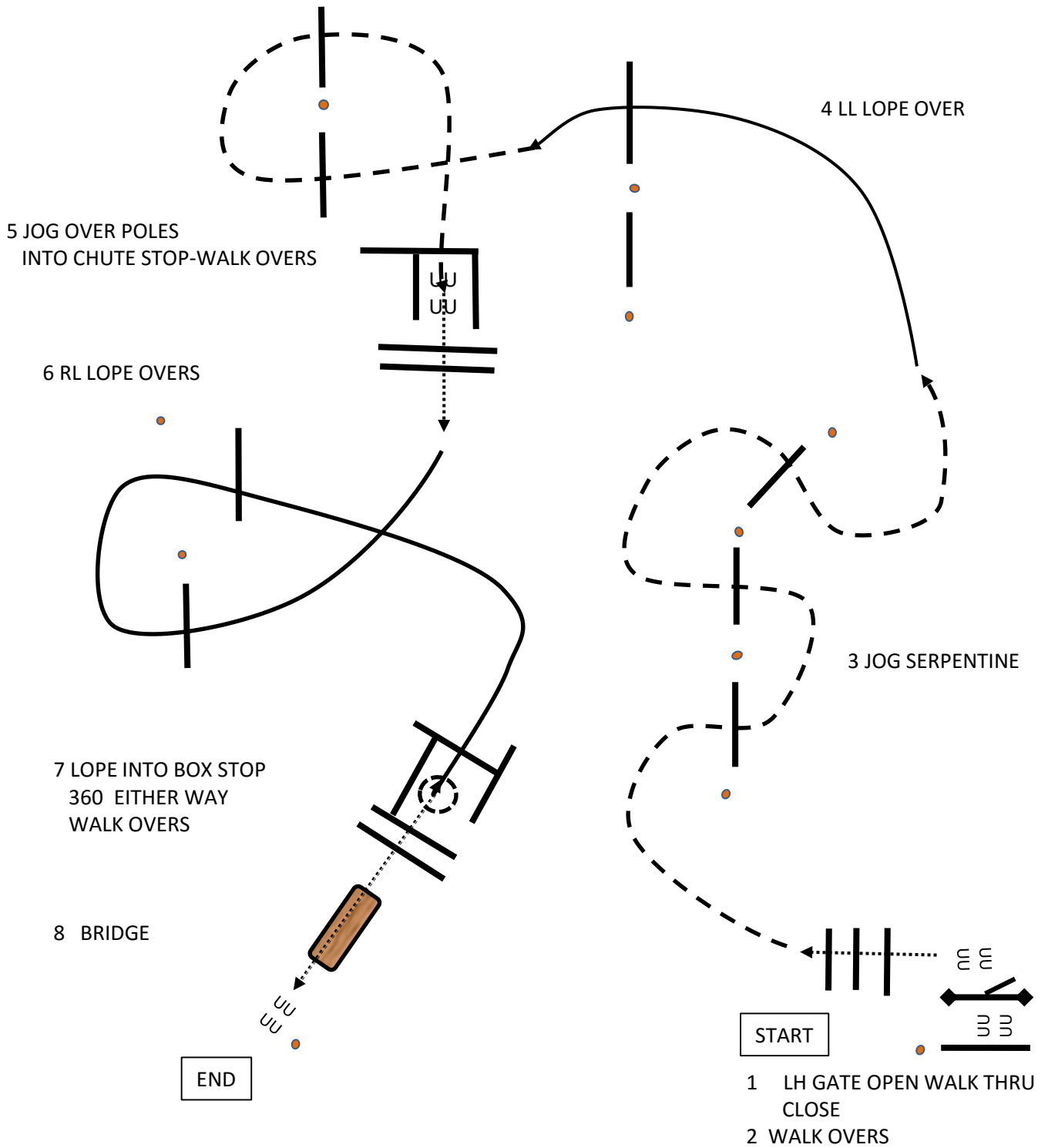
4400	AQHA	Hunt Seat Equitation Youth	Seite	22
3400	AQHA	Hunt Seat Equitation Novice Amateur	Seite	22
2400	AQHA	Hunt Seat Equitation Amateur	Seite	22

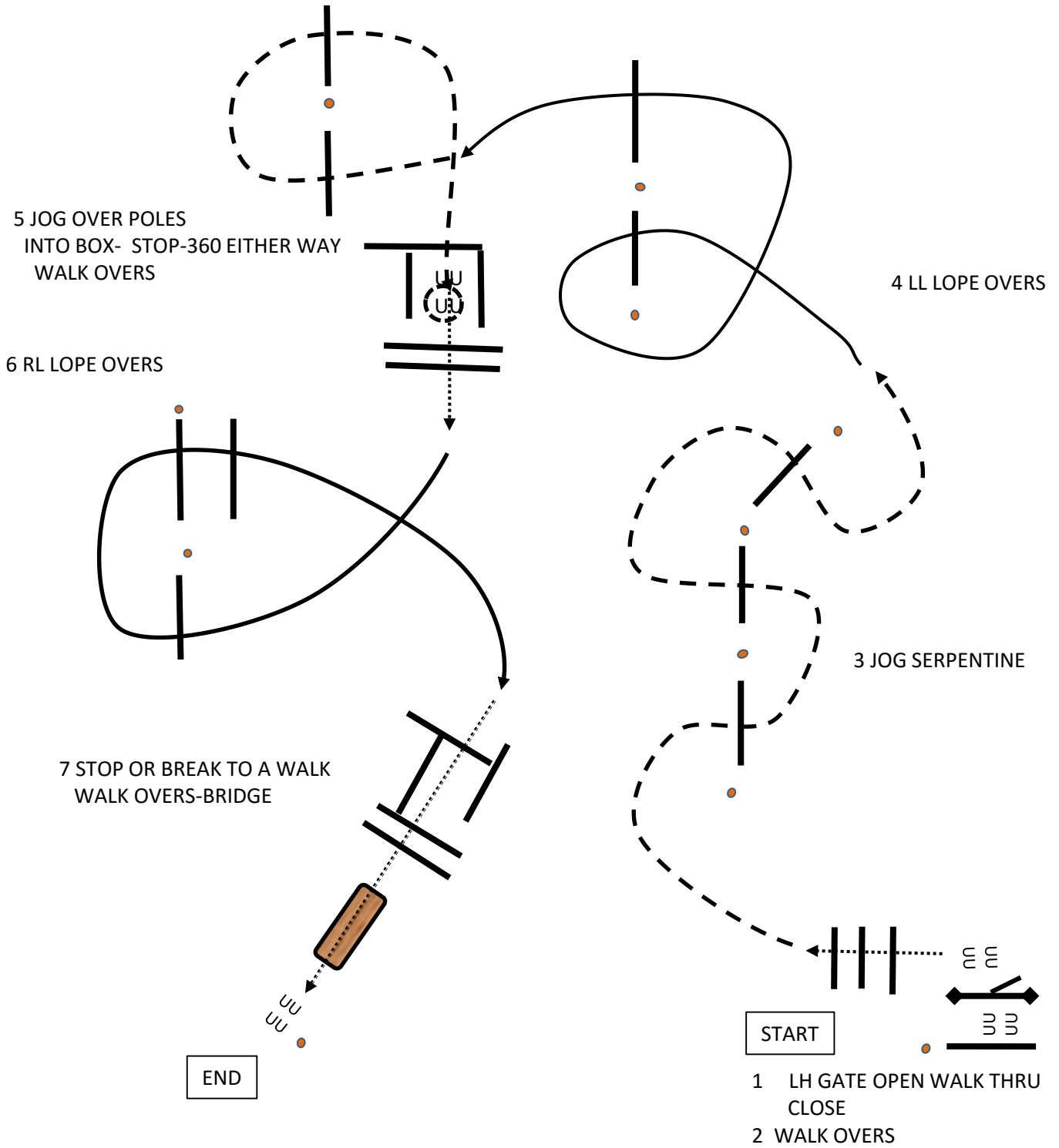


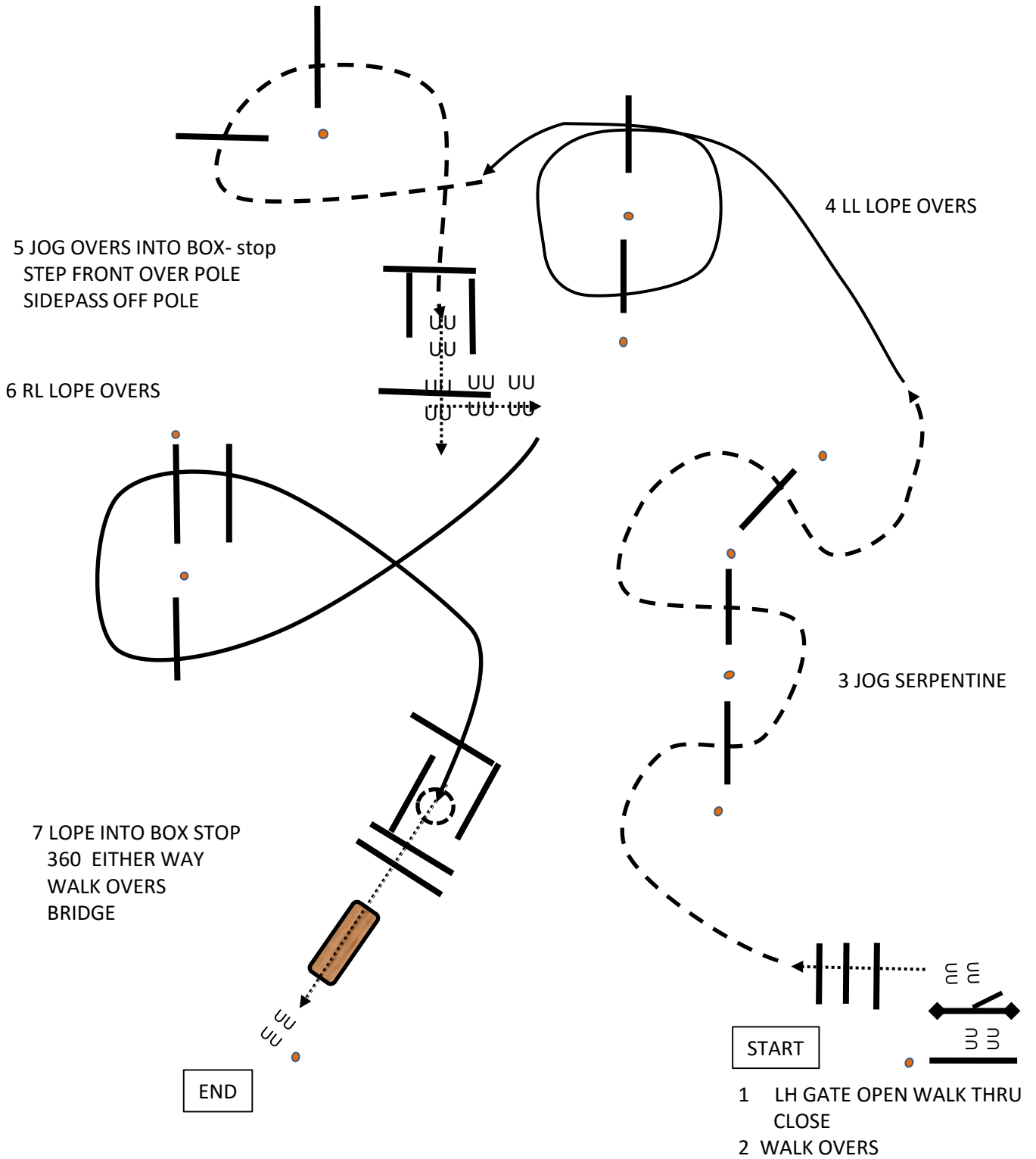


ANNDENNISDESIGN COPYRIGHT 2017  
ALL RIGHTS RESERVED

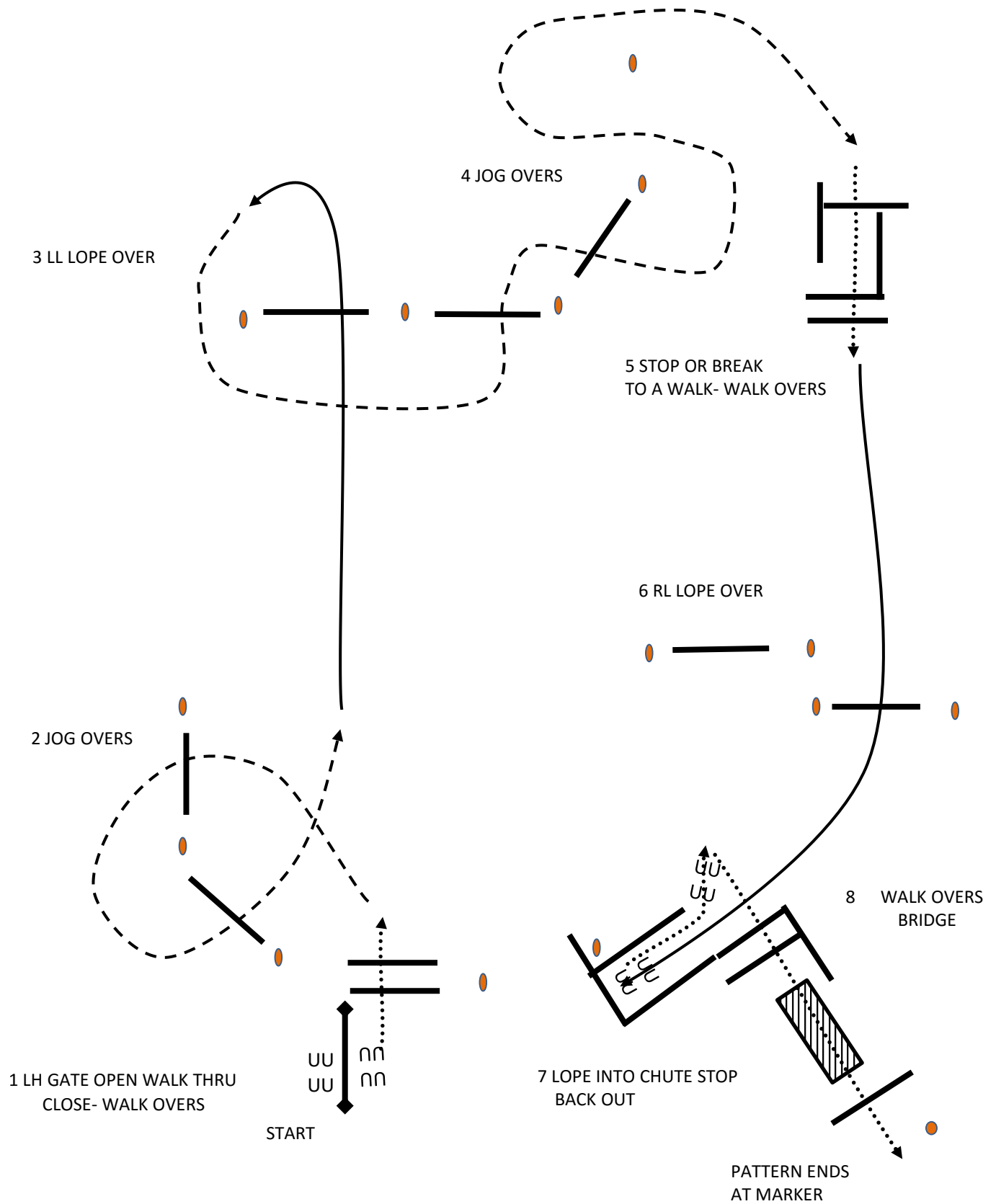




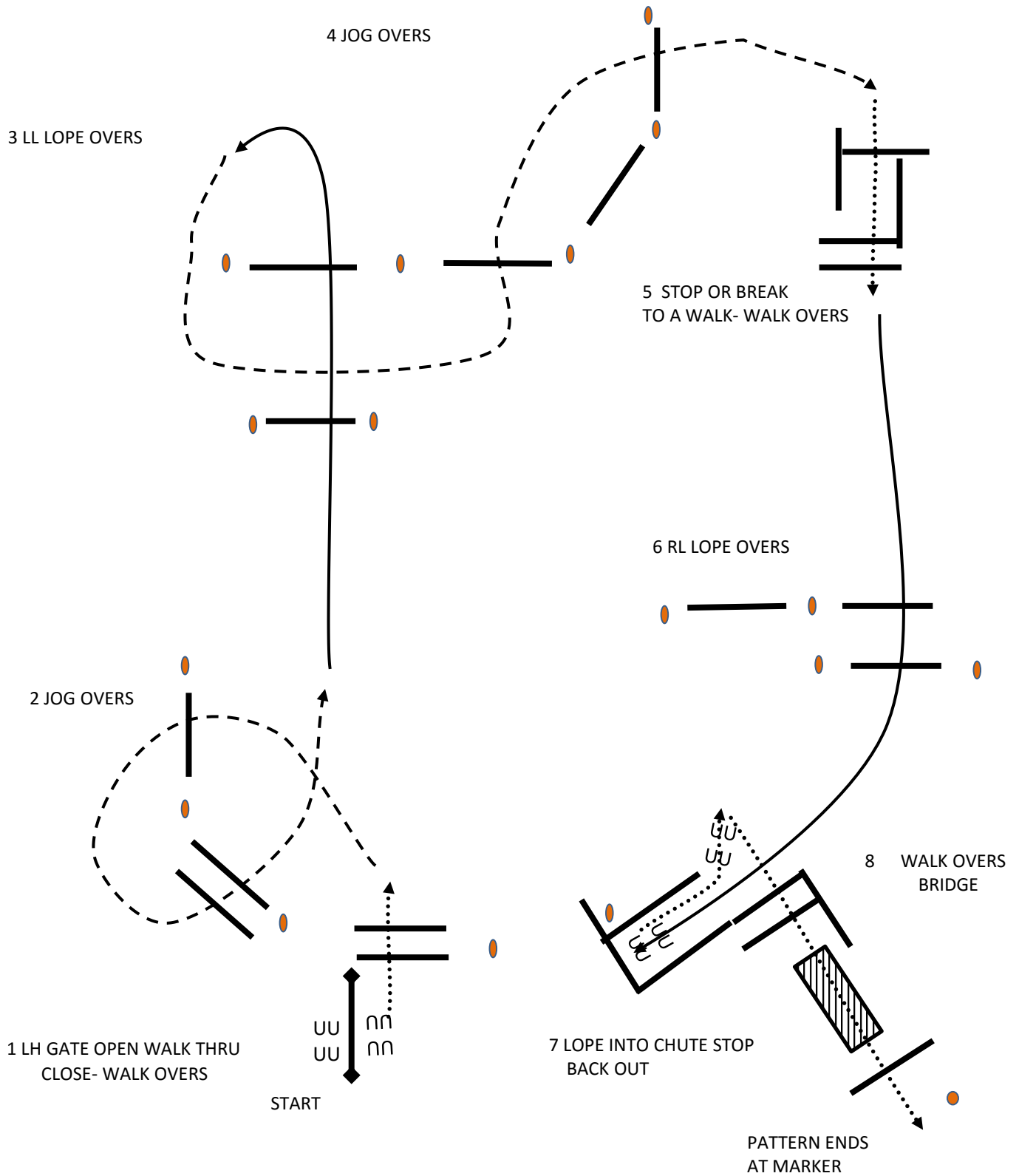




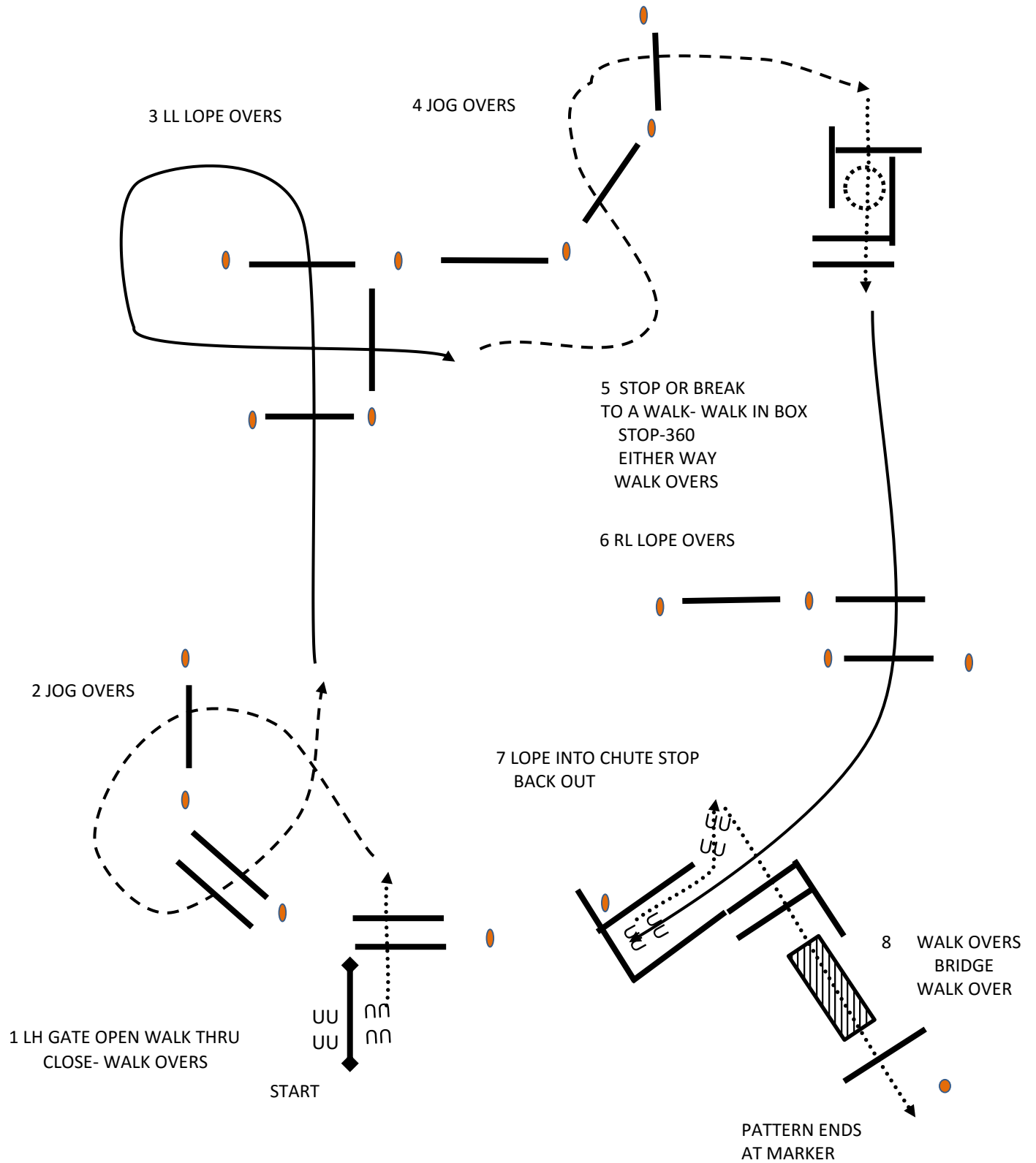




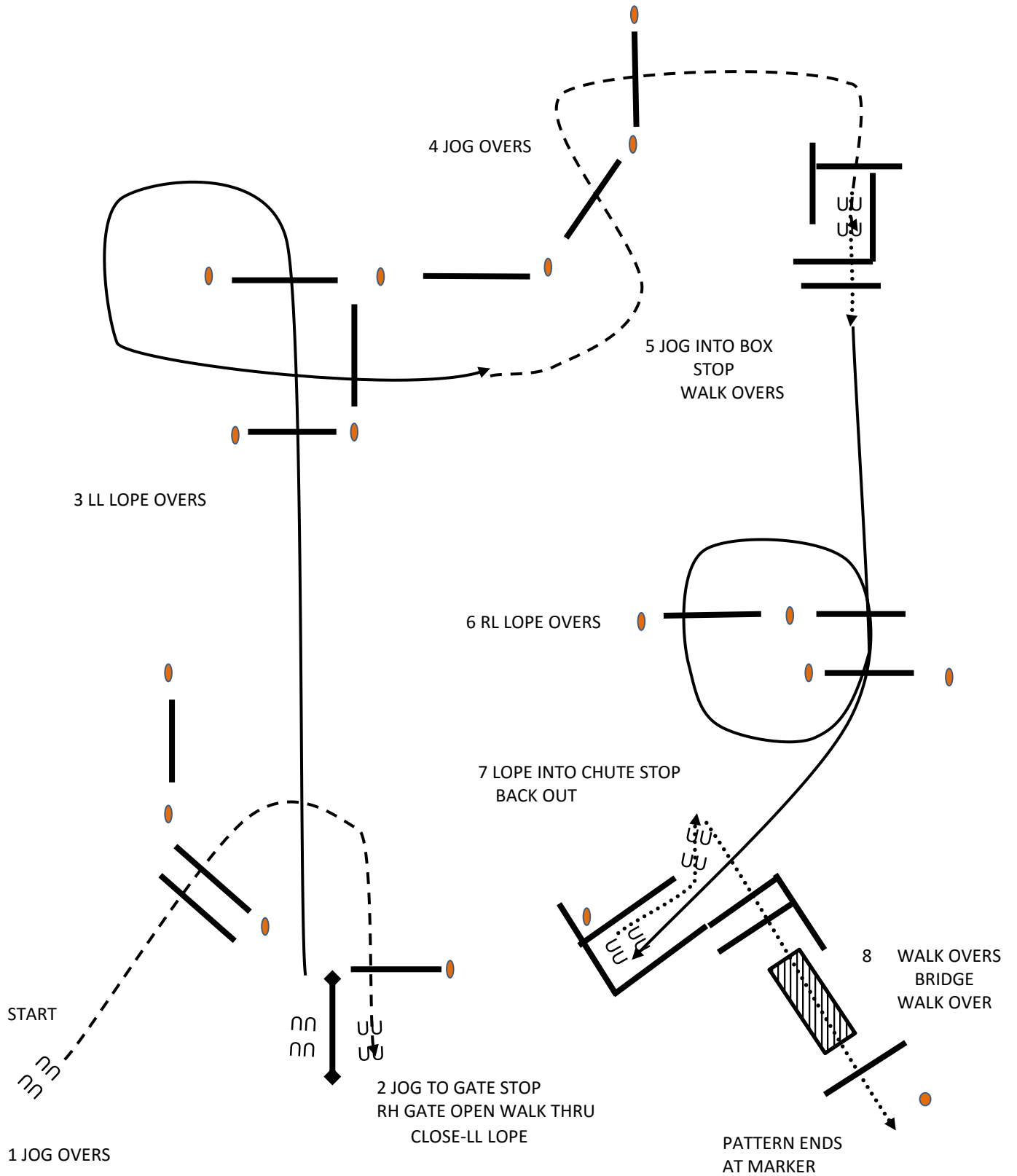
ANNDENNISDESIGN COPYRIGHT 2017  
ALL RIGHTS RESERVED



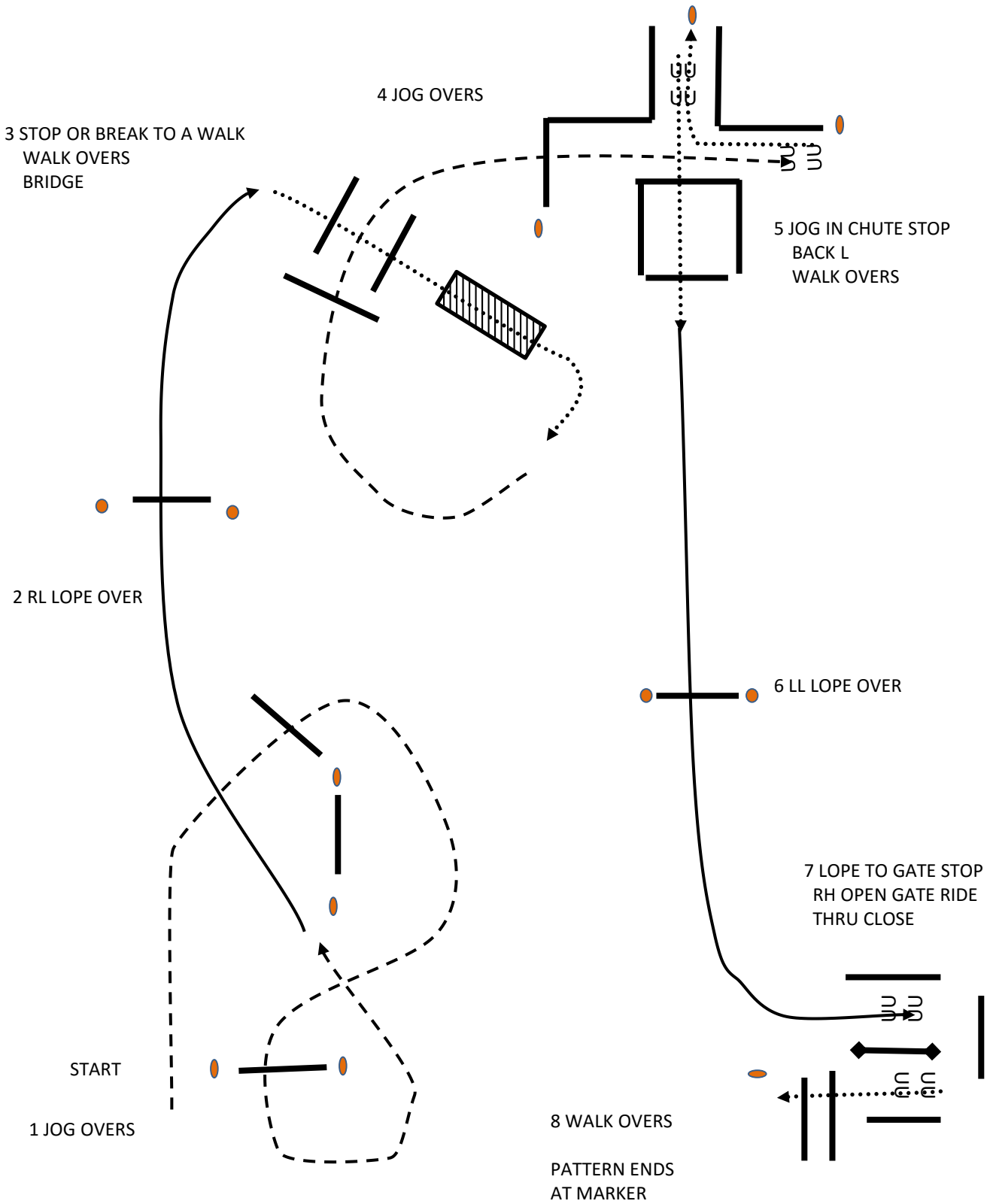
ANN DENNIS DESIGN COPYRIGHT 2017  
ALL RIGHTS RESERVED



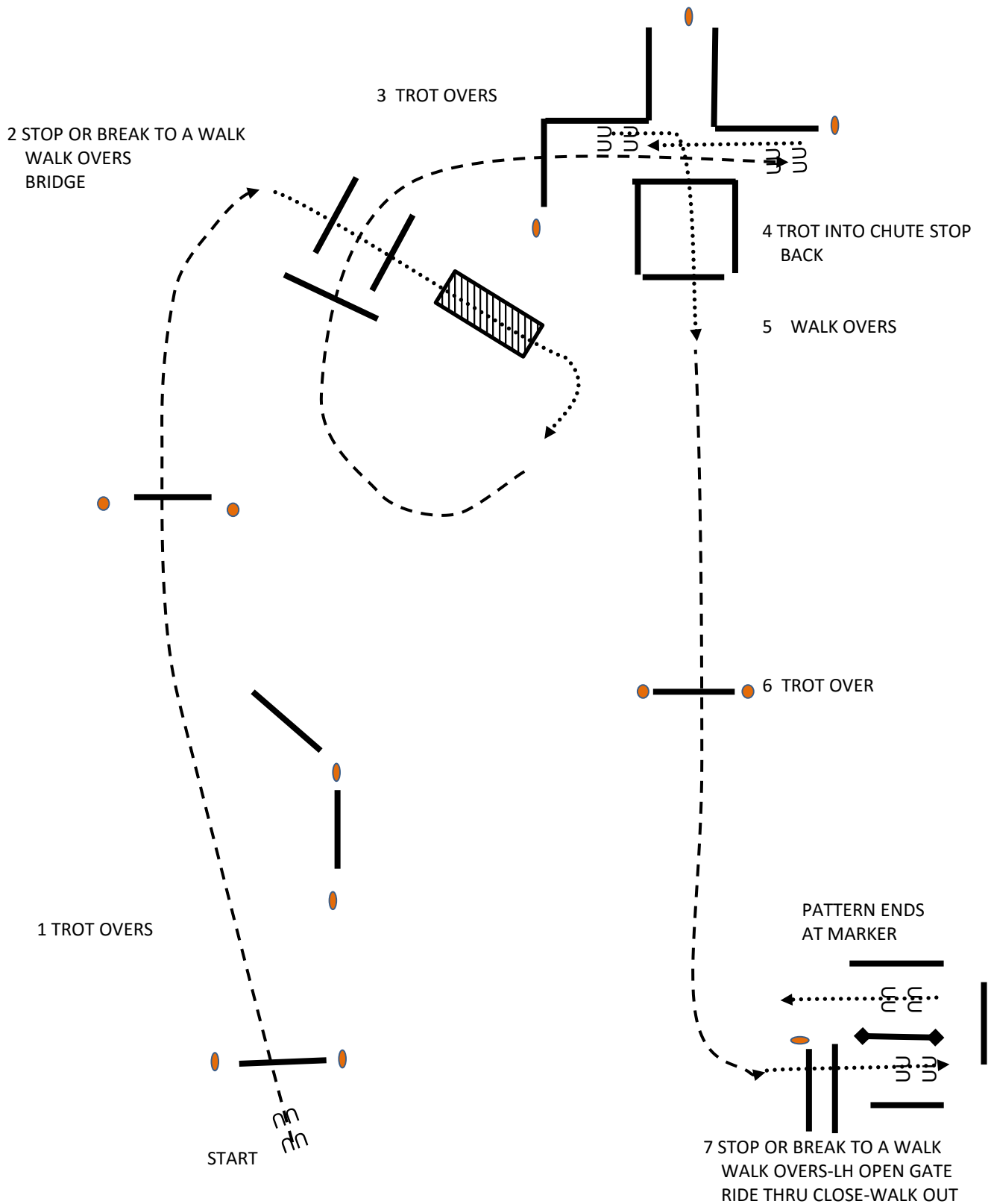
ANNDENNISDESIGN COPYRIGHT 2017  
ALL RIGHTS RESERVED



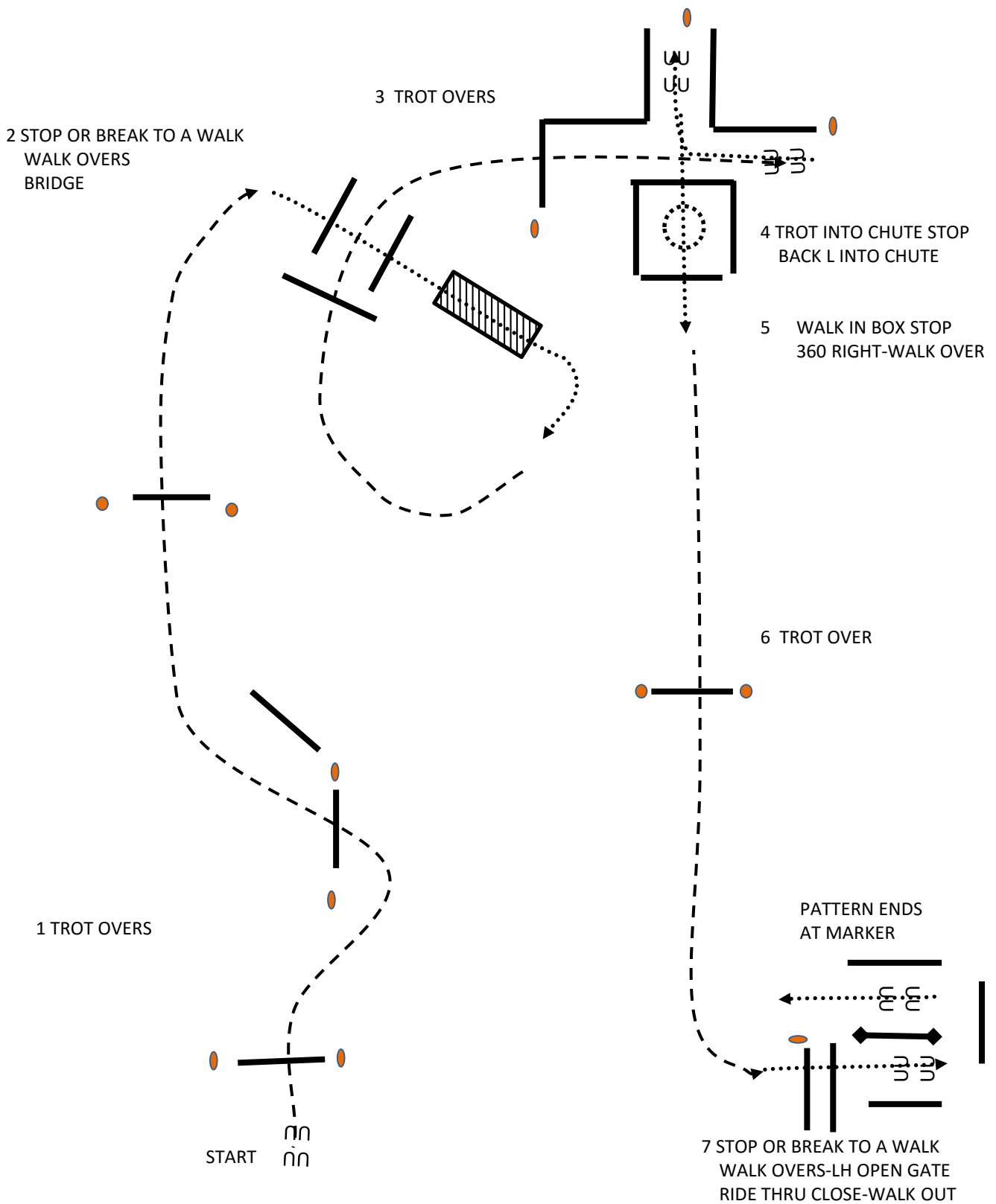
ANNDENNISDESIGN COPYRIGHT 2017  
ALL RIGHTS RESERVED



ANN DENNIS DESIGN COPYRIGHT 2017  
ALL RIGHTS RESERVED

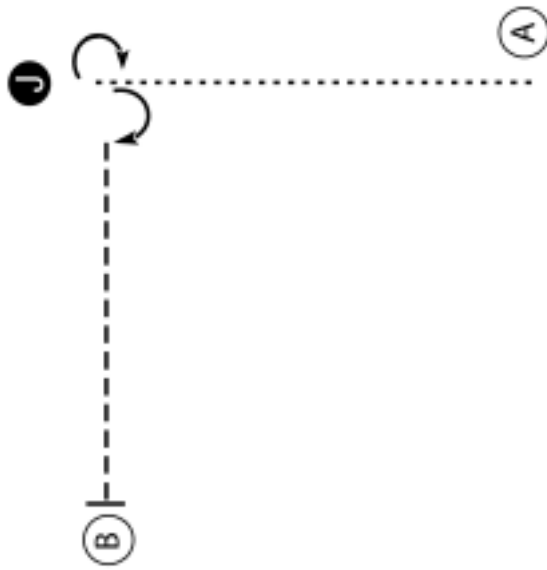


ANN DENNIS DESIGN COPYRIGHT 2017  
ALL RIGHTS RESERVED



ANNDENNISDESIGN COPYRIGHT 2017  
ALL RIGHTS RESERVED

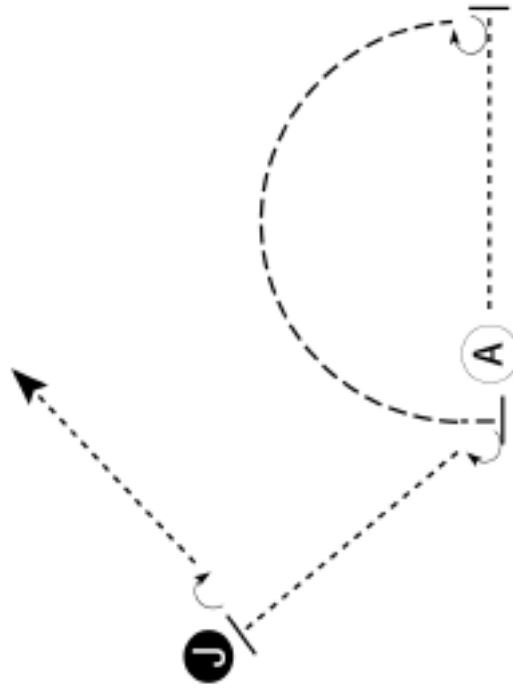
VWB 8127 Novice Jugend Showmanship



1. Walk from A to the Judge.
2. Perform a 180 degree turn and set up for inspection.
3. When dismissed perform a 90 degree turn.
4. Trot straight to B.
5. Stop at B.

NOTE: The drawn description of this pattern is only intended for the general depictions of the pattern. Contestants should utilize the arena space to best exhibit their horses.

VWB 8128 Jugend Showmanship  
VWB 9120 Einsteiger Showmanship



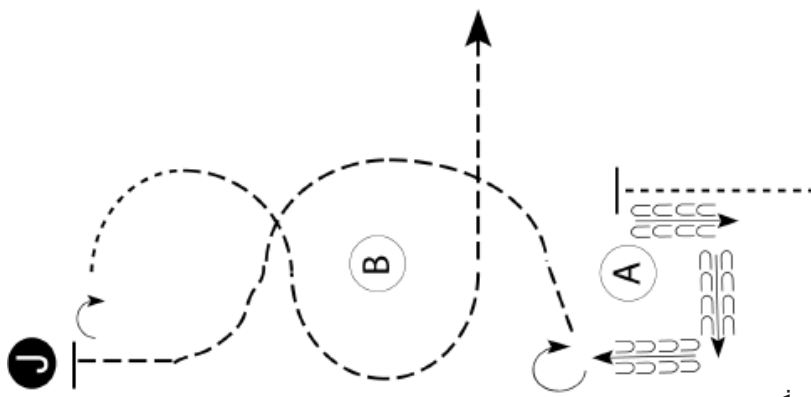
Be ready with your horse's tail to A.

1. When acknowledged, walk approximately 2 horse lengths.
2. Stop and perform a 270 degree turn.
3. Trot a half circle back to A.
4. Stop and perform a turn until you are straight in line with Judge.
5. Walk to judge. Stop and set up for inspection.
6. When dismissed, perform a 90 degree turn.
7. Walk straight away from judge.

NOTE: The drawn description of this pattern is only intended for the general depictions of the pattern. Contestants should utilize the arena space to best exhibit their horses.



### VWB 7120 Amateur Showmanship

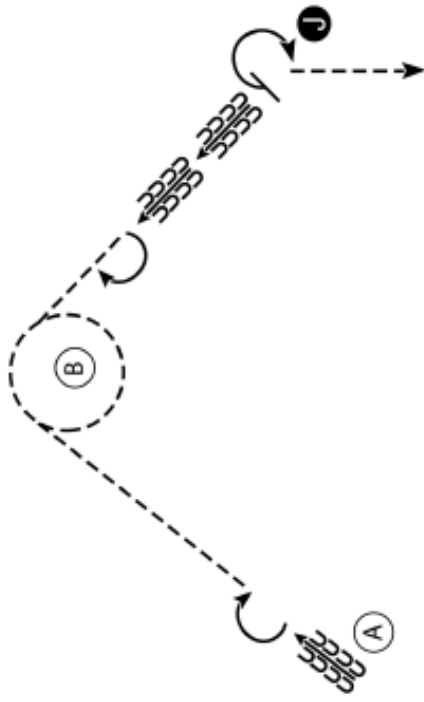


Be ready before A.

1. Walk to A.
2. Stop and back around A.
3. Perform a 3/4 turn.
4. Trot around B and to Judge.
5. Stop and set up for inspection.
6. When dismissed perform a 1/4 turn.
7. Walk 1/4 circle.
8. Trot around B and to exit as shown.

NOTE: The drawn description of this pattern is only intended for the general depictions of the pattern. Contestants should utilize the arena space to best exhibit their horses.

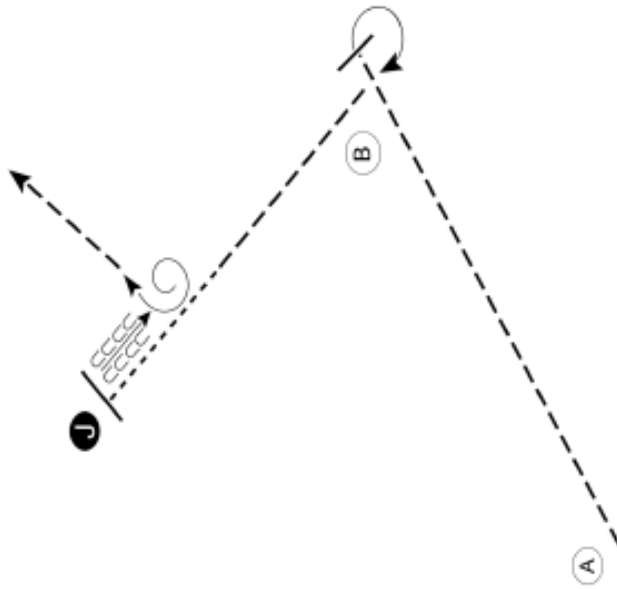
### VWB 6120 Offen Showmanship



1. Begin at A. Back four steps and perform a 180 degree turn.
2. Trot to B.
3. Trot a circle around B.
4. Trot half way to the Judge.
5. Stop and perform a 180 degree turn. Back to the Judge.
6. Stop and set up for inspection.
7. When dismissed perform a 270 degree turn and trot straight away from the Judge.

NOTE: The drawn description of this pattern is only intended for the general depictions of the pattern. Contestants should utilize the arena space to best exhibit their horses.

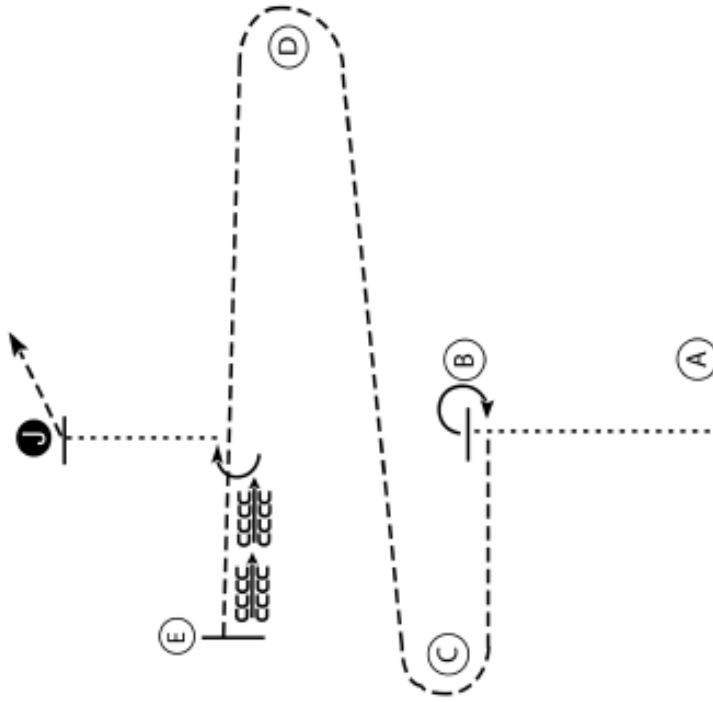
AQHA 4120 Youth Showmanship  
AQHA 3120 Novice Amateur Showmanship



1. Begin at A. Trot past B and stop.
2. Perform a 270 degree turn.
3. Trot halfway to the Judge.
4. Break to the walk and walk to the Judge.
5. Stop and set up for inspection.
6. When dismissed back one horse length.
7. Perform a 450 degree turn and trot to the line-up.

NOTE: The drawn description of this pattern is only intended for the general depictions of the pattern. Contestants should utilize the arena space to best exhibit their horses.

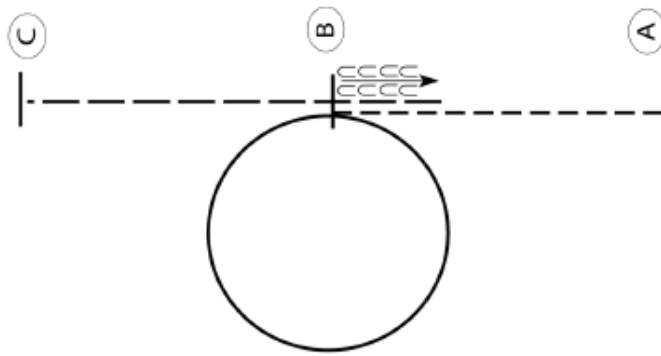
2120 AQHA Amateur Showmanship



1. Walk from A to B.
2. Stop at B. Perform a 270 degree turn.
3. Trot around C and D to E. Stop at E.
4. Back 5 steps. Perform a 90 degree turn.
5. Walk to the Judge and set up for inspection.
6. When dismissed trot to the line-up.

NOTE: The drawn description of this pattern is only intended for the general depictions of the pattern. Contestants should utilize the arena space to best exhibit their horses.

8407 VWB Novice Jugend Horsemanship  
5400 AQHA Rookie Horsemanship

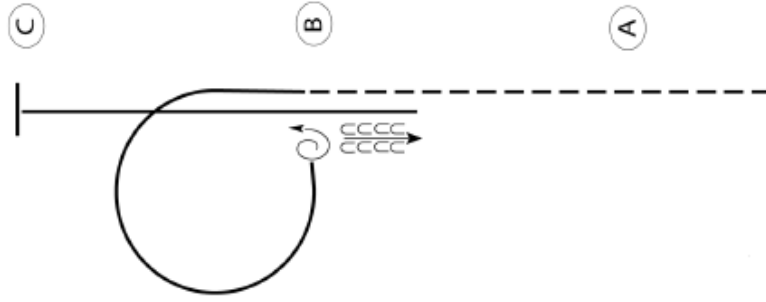


Be ready at A.

1. Jog from A to B.
2. Lope a circle to the left on the left lead.
3. Stop at B.
4. Back one horse length at B.
5. Extend the jog to C.
6. Stop at C.

NOTE: The drawn description of this pattern is only intended for the general depictions of the pattern. Contestants should utilize the arena space to best exhibit their horses.

VWB 8408 Jugend Horsemanship  
9400 VWB Einsteiger Horsemanship

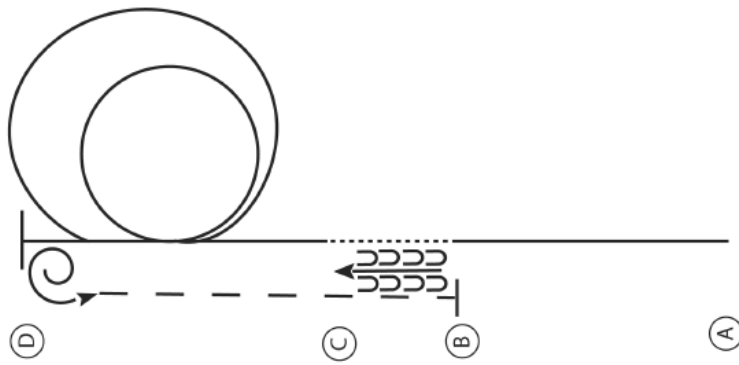


Begin before A at a jog.

1. Jog from A to B.
2. At B, lope on the left lead and circle at B as shown. Stop facing B.
3. Turn 1 1/4 turn to the left.
4. Back one horse length.
5. Lope on the right lead to C. Stop at C.

NOTE: The drawn description of this pattern is only intended for the general depictions of the pattern. Contestants should utilize the arena space to best exhibit their horses.

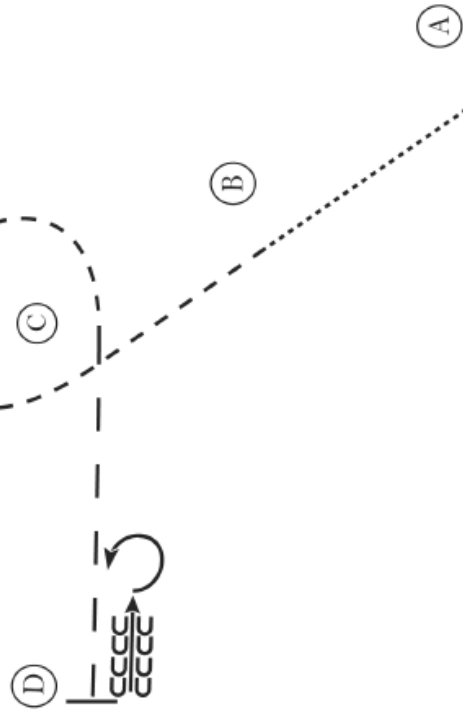
### VWB 7400 Amateur Horsemanship



1. Lope A to B on the left lead.
2. Walk B to C.
3. At C lope on the right lead towards D.
4. Before D lope a large fast circle to the right followed by a small slow circle to the right and continue to D.
5. At D stop and perform a 540 degree turn to the left.
6. Extend the jog to B.
7. At B stop and back to C.

NOTE: The drawn description of this pattern is only intended for the general depictions of the pattern. Contestants should utilize the arena space to best exhibit their horses.

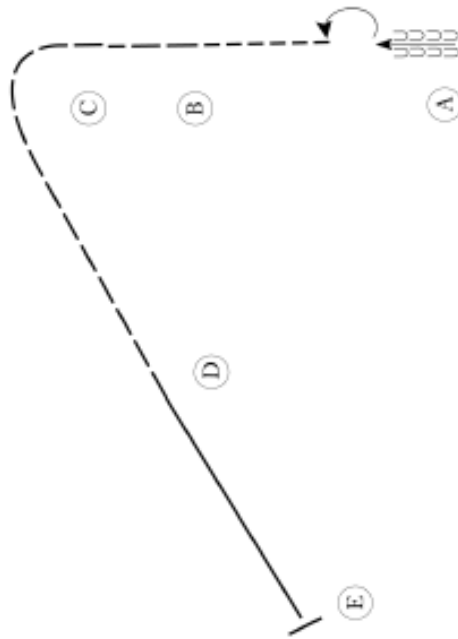
### VWB Walk-Trot



1. Walk A to B.
2. At B jog to C.
3. Jog a tight circle around C.
4. At C extend the jog to D.
5. At D stop and back 4 steps.
6. Perform a 270 degree turn to the left.

NOTE: The drawn description of this pattern is only intended for the general depictions of the pattern. Contestants should utilize the arena space to best exhibit their horses.

AQHA 4400 Youth Horsemanship  
 AQHA 3400 Novice Amateur Horsemanship

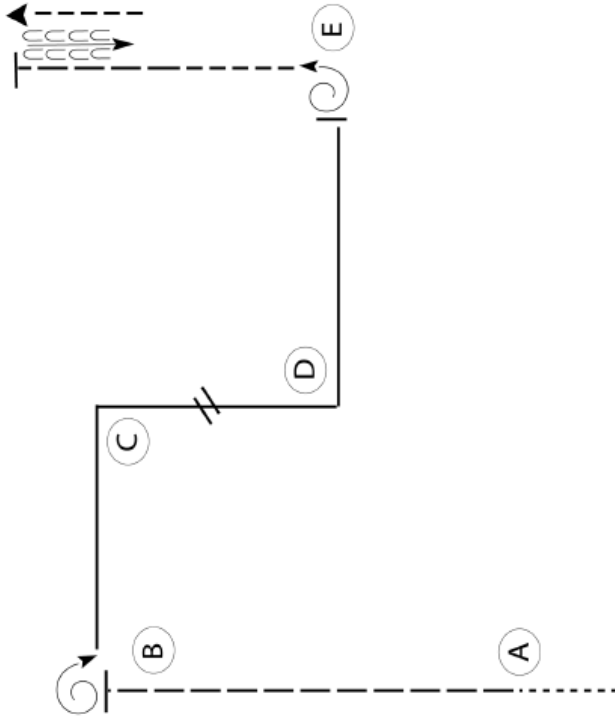


Be ready at A.

1. Back approximately one horse length.
2. Turn 180 degrees to the left.
3. Jog to B.
4. Extend the jog around C and to D.
5. Lope on the left lead from D to E.
6. Stop at E.

NOTE: The drawn description of this pattern is only intended for the general depictions of the pattern. Contestants should utilize the arena space to best exhibit their horses.

2400 AQHA Amateur Horsemanship

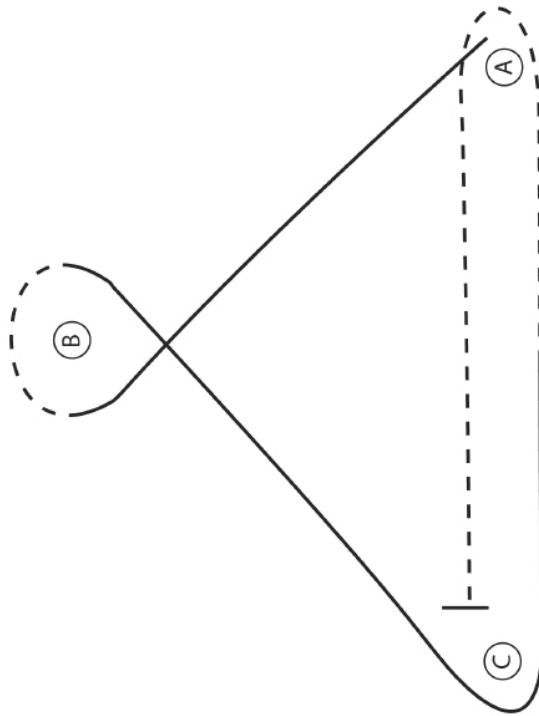


Be ready before A.

1. Walk to A.
2. Extend the jog from A past B.
3. Stop and perform 2 1/4 spins to the right.
4. Lope a square corner around C on the right lead.
5. Perform a simple or flying lead change between C and D.
6. Lope a square corner around D.
7. Stop at E. Perform a 1 1/4 turn to the left.
8. Jog half way to C. Extend the jog until 15 feet (4,5 meter) past C.
9. Stop and back approximately one horse length.

NOTE: The drawn description of this pattern is only intended for the general depictions of the pattern. Contestants should utilize the arena space to best exhibit their horses.

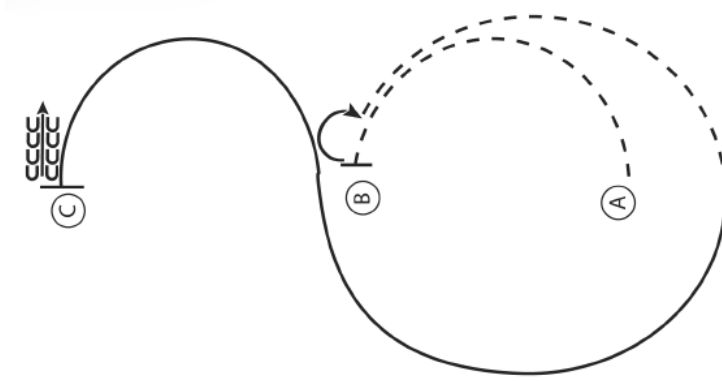
AQHA 4520 Youth Hunt Seat Equitation  
 AQHA 3520 Novice Amateur Hunt Seat Equitation



1. Canter on the right lead A to B.
2. At B posting trot around B.
3. At B canter on the left lead to and around C and continue towards A.
4. Halfway to A posting trot on the right diagonal to and around A and continue towards C.
5. Halfway to C sit the trot.
6. Stop at C.

NOTE: The drawn description of this pattern is only intended for the general depictions of the pattern. Contestants should utilize the arena space to best exhibit their horses.

AQHA 2520 Amateur Hunt Seat Equitation



1. Posting trot half circle A to B.
2. At B stop and perform a 180 degree turn to the right on the forehand.
3. Posting trot half circle B to A.
4. At A canter a half circle to B on the left lead.
5. At B maintain the left lead in a half circle to C.
6. At C stop and back 4 steps.

NOTE: The drawn description of this pattern is only intended for the general depictions of the pattern. Contestants should utilize the arena space to best exhibit their horses.